

Metso

The original Lokotrack® mobile crushers

Made to perform, built to last





Aggregates production



Concrete demolition



Asphalt recycling


The original Lokotrack® for contractors and quarries

The track-mounted crushers were invented to go where the rocks are. Lokotrack® was originally developed in 1985 for our customer Telamurska to coincide with their first prototype. The idea was to move the crusher on tracks while building a forestry road, instead of the long process of digging out the rocks, transporting them to a quarry for crushing, and then transporting them back as a road base.

Nowadays we offer a wide range of different size and types of mobile crushers for aggregate contractors and quarries. The crusher is moved on tracks where the rocks are - whether it is road building, crushing recycled concrete on building construction site inside a city, or following the quarry wall.

Reliable partner day in, day out

Each Lokotrack® is built to last. Our decades of expertise in aggregates crushing processes means that we can provide our customers with an unparalleled knowledge base. The engineering know-how together with persistent quality testing ensures that each Lokotrack runs reliably day in and day out. The premium-quality components together with modern, low emission diesel engines guarantee that your Lokotrack runs smoothly, efficiently and safely. And with our global service network, the help and parts are there when you need it.



Contents

The original Lokotrack® for contractors and quarries

Contents

The right crushers for different materials

Lokotrack jaw crushers

Lokotrack cone crushers

Lokotrack impact crushers

Lokotrack® LT product range

Lokotrack® solutions and applications

Lokotrack® e-Power hybrid mobile crushers and screens

Technical specifications

Hard rock aggregates

Recycled aggregates


Soft rock aggregates

Standard parts for aggregates

Spare and wear part kits

Equipment protection services

2	Lokotrack® jaw plants	13
3	Metso Lokotrack® LT96™	14
4	Metso Lokotrack® LT106™	16
5	Metso Lokotrack® LT116™	18
5	Metso Lokotrack® LT120™	20
5	Metso Lokotrack® LT120E™	22
6	Metso Lokotrack® LT130E™	24
6	Metso Urban™ series	26
7	Technical specifications	28
8	Lokotrack® impactor plants	29
9	Metso Lokotrack® LT1110™	30
9	Metso Lokotrack® LT1213™	32
9	Metso Lokotrack® LT1213S™	34
9	Technical specifications	36
10	Lokotrack® cone plants	37
11	Metso Lokotrack® LT200HP™	38
12	Metso Lokotrack® LT200HPS™	40
	Metso Lokotrack® LT220HPX™	42
	Metso Lokotrack® LT220GP™	44
	Metso Lokotrack® LT220D™	46
	Metso Lokotrack® LT7150™	48
	Metso Lokotrack® LT300HP™	50
	Metso Lokotrack® LT300GP™	52
	Metso Lokotrack® LT330D™	54
	Technical specifications	56
	Customer cases	58



The right crushers for different materials



Combine Lokotracks and optimize multi-stage processes

We offer a wide range of Lokotrack crushers – jaw, impact and cone crushers depending on your feed material and process. Lokotrack products can be easily combined with other Lokotrack units, both mechanically and via their automation, for more efficient operation.

The machines are controlled and optimized with Metso IC process control and optional Remote IC app for optimizing and controlling the entire crushing and screening process directly from the excavator cabin.

Metso Metrics for remote monitoring and maintenance planning

Crushing and screening process and machines can be monitored remotely by our Metso Metrics service. You can see the location of the plants online, as well as review the daily production and status of the machines. This helps you plan the upcoming production and maintenance needs ahead of time. With the ability to order parts and services beforehand, this completely minimizes any unplanned breaks in the production.



Lokotrack jaw crushers

Jaw crushers are designed to crush all rock types, from the hardest granites to abrasive ones and to recycled materials such as demolished concrete. They are utilized as primary crushers that reduce the material to smaller sized for further processing.



Lokotrack cone crushers

Cone crushers are used as secondary, tertiary and quaternary crushers in multi-stage crushing applications such as railway ballast, asphalt and concrete fraction production. Lokotrack cone crushers are often fitted with an integrated screen to produce several calibrated end-products.



Lokotrack impact crushers

Horizontal impact crushers (HIS) have a high reduction ratio and are used especially in recycling applications such as processing concrete, asphalt and demolition waste. They are also a perfect choice for limestone applications. Because of their high reduction ratio, HIS crushers are often used as a standalone unit and for additional calibrated products added with a hanging screen and return conveyor. Vertical shaft impactor (VSI) crushers are efficient in the last stage of the crushing process, producing precisely shaped cubical end products.



Wide range of standard products with variety of options

Lokotracks have standard features such as robust jaw crushers with hydraulic setting adjustment, high performance cone crushers with direct drive, reliable screens with high stroke and accurate separation, easy-to-use IC operating system, radio remote control, energy-efficient power systems with easy service, and embedded safety during operation and maintenance.

Optional features include Remote IC app with the possibility to adjust settings from the excavator, extended feed hopper for the jaw crusher and the scalper, hydraulic rock breaker for the jaw crushers, wide offering of cone crusher cavities and screen meshes to optimize the process, urban options such as high pressure water spraying and dust & noise encapsulation, robust apron feeder and variable screening media for the scalping screens.

Lokotrack® LT product range

	MODEL	WEIGHT	CRUSHER	CRUSHER DRIVE	ENGINE POWER	E-POWER
JAW CRUSHERS	Lokotrack® LT96™	29,000 kg (64,000 lbs)	Nordberg® C96™	Hydraulic	168 kW (225 hp)	
	Lokotrack® LT106™	42,000 kg (93,000 lbs)	Nordberg® C106™	Hydraulic	225 kW (302 hp)	
	Lokotrack® LT116™	50,000 kg (110,000 lbs)	Nordberg® C116™	Hydraulic	310 kW (416 hp)	
	Lokotrack® LT120™	62,600 kg (138,000 lbs)	Nordberg® C120™	Hydraulic	310 kW (416 hp)	
	Lokotrack® LT120E™	66,500 kg (147,000 lbs)	Nordberg® C120™	Electric	310 kW (416 hp)	
	Lokotrack® LT130E™	105,000 kg (230,000 lbs)	Nordberg® C130™	Electric	403 kW (540 hp)	
CONE CRUSHERS	Lokotrack® LT200HP™	32,000 kg (71,000 lbs)	Nordberg® HP200™	Direct	310 kW (416 hp)	
	Lokotrack® LT200HPST™	38,000 kg (84,000 lbs)	Nordberg® HP200™	Hydraulic	310 kW (416 hp)	
	Lokotrack® LT200HPX™	42,500 kg (93,700 lbs)	Nordberg® HP200e™	Direct	310 kW (416 hp)	
	Lokotrack® LT220GP™	38,500 kg (85,000 lbs)	Nordberg® GP220™	Direct	310 kW (416 hp)	
	Lokotrack® LT300HP™	45,000 kg (100,000 lbs)	Nordberg® HP300™	Direct	403 kW (540 hp)	
	Lokotrack® LT300GP™	46,000 kg (101,000 lbs)	Nordberg® GP300S™ / GP330™	Direct	403 kW (540 hp)	
	Lokotrack® LT220D™	47,900 kg (105,600 lbs)	Nordberg® GP220™ / HP200™	Direct	310 kW (416 hp)	
	Lokotrack® LT330D™	71,000kg (156,600 lbs)	Nordberg® GP330™	Electric	563 kW (755 hp)	
IMPACT CRUSHERS	Lokotrack® LT1110™	35,400 kg (78,000 lbs)	Nordberg® NP1110M™	Hydraulic	225 kW (302 hp)	
	Lokotrack® LT1213™	46,000 kg (101,000 lbs)	Nordberg® NP1213M™	Direct	310 kW (416 hp)	
	Lokotrack® LT1213S™	52,300 kg (115,000 lbs)	Nordberg® NP1213M™	Direct	310 kW (416 hp)	
	Lokotrack® LT7150™	30,000 kg (66,100 lbs)	Barmac® B7150M™	Hydraulic	310 kW (416 hp)	

Lokotrack® solutions and applications



Hard rock aggregates

Metso crushers are designed to be strong and durable (especially for hard rock crushing) with decades of expertise. There are several factors to assess in order to select the right solution for hard rock aggregates production:

- **End product:** Material from jaw, quality, product calibration, final number of end products, scalper, size of the screen.
- **Capacity:** Final capacity depends on various things – from size of the units to feed material, whether the material is pre-screened or not, is the process in closed circuit, etc.
- **Feed size:** Jaw crusher max feed size limits the feed material, whereas cone crusher max feed size limits the jaw crusher selection.
- **Transportability:** Size and weight of the machines, whether there is an integrated screen or a removable screen module.



Recycled aggregates

The construction waste typically consist of concrete and iron as well as lighter materials such as wood and insulation. With proper equipment, the concrete waste can be separated from the other materials and crushed to a specific grade, making it a useful construction material known as recycled aggregates.

Unprocessed crushed concrete and slag are particularly suitable for road construction, embankments, foundations and bulk fills. But once screened to clean, fine and coarse aggregates, it lends itself to a variety of uses such as making new concrete (typically 20% or more recycled material) in less demanding applications and good quality asphalt remix.

Optional equipment for Lokotrack crushers for recycling

All Lokotrack crushers and screens can be fitted with optional equipment to make them best suitable for recycled aggregates production, such as

- magnet separators for removing iron from the concrete
- feeder-scalper for handling sticky material,
- Automatic Setting Control for releasing blockages and resetting to the original settings,
- various impactor breaker plates and screen meshes to optimize the process,
- wind shifter for removing light materials,
- robust apron feeder and variable screening media for the scalping screens.



Soft rock aggregates

Soft rock is commonly referred to as a rock with low or medium abrasiveness, e.g. limestone. The most suitable for soft rock crushing are Lokotrack impactors with horizontal shaft impact crushers.

Depending on the capacity and amount of desired end-products, we can recommend different Lokotrack units. Visit Aggregates recommender tool to see which Lokotracks fit your process.

Visit Aggregates recommender online tool and contact your local sales for recommended Lokotrack combinations that suit your process and business.



Learn more



Lokotrack® e-Power hybrid mobile crushers and screens

Metso has committed to limiting global warming to 1.5 °C with our sustainability program Planet Positive. It is our all-encompassing approach on sustainability, which covers the environmental, social and financial aspects. We constantly develop our offering to be more sustainable, focusing on energy efficiency, reducing emissions and increasing safety.

One of our sustainable product ranges are hybrid diesel-electric mobile crushers and screens that we have been manufacturing since the early 1990's. The Lokotrack e-Power hybrid machines are powered by electricity from the grid when it is available, and by a modern, low emission diesel engine out in the wild. Using electricity can save up to 40% in fuel costs, giving you twice the opportunities compared to using only diesel-hydraulic machines. In addition, they are easy to service with commercial electrical components.

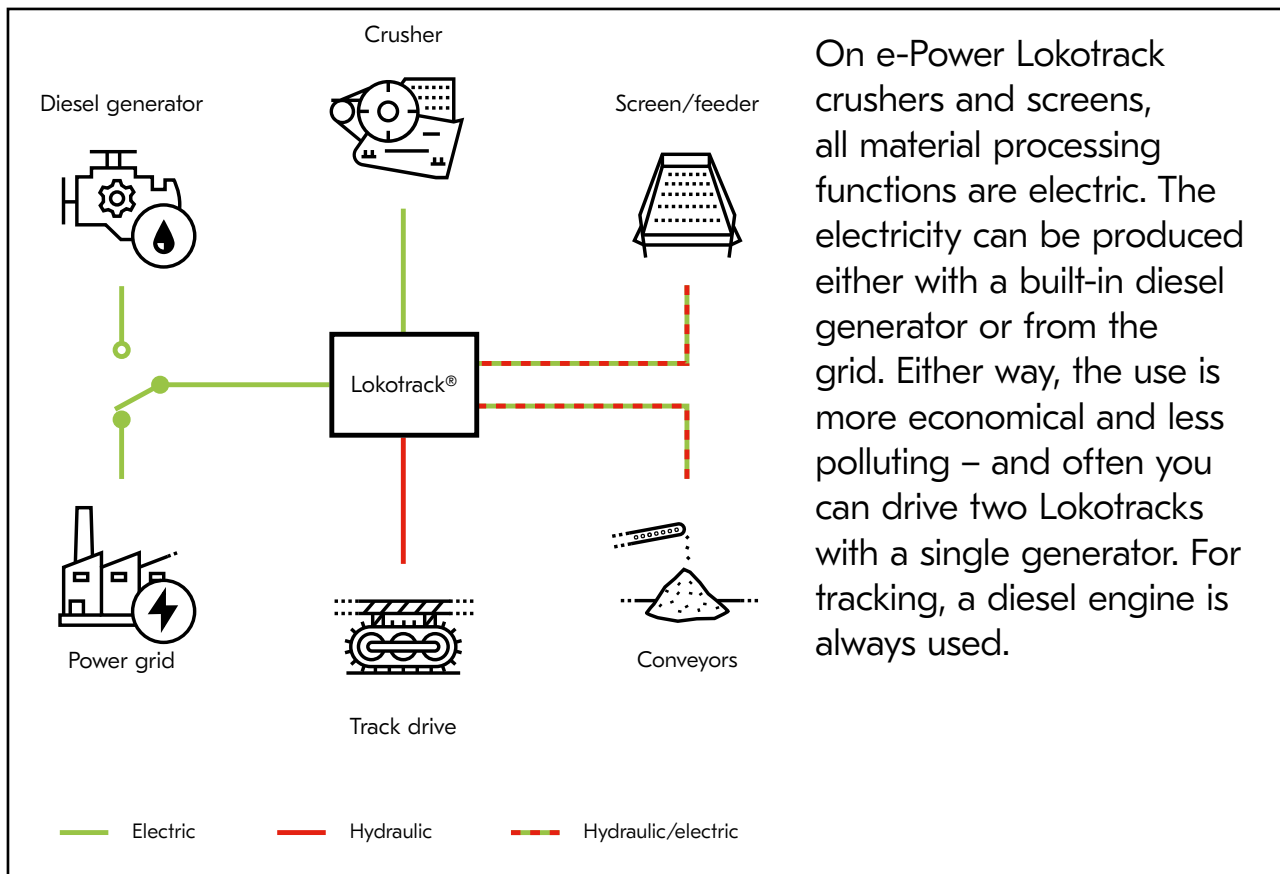
Lokotrack® e-Power range:

Mobile crushers

- Lokotrack® LT120E™ jaw crusher
- Lokotrack® LT130E™ jaw crusher
- Lokotrack® LT330D™ cone crusher

Mobile screens

- Lokotrack® ST2.8E™
- Lokotrack® ST3.8E™
- Lokotrack® ST4.8E™
- Lokotrack® ST4.10E™



On e-Power Lokotrack crushers and screens, all material processing functions are electric. The electricity can be produced either with a built-in diesel generator or from the grid. Either way, the use is more economical and less polluting – and often you can drive two Lokotracks with a single generator. For tracking, a diesel engine is always used.

Lokotrack e-Power benefits:

- Stable crushing power with electric motor
- Flexibility with selectable power source
- Savings with external grid connection
- Easy speed adjustment with frequency converter
- Power reserve with “oversized” generator
- Easy service and maintenance with commercial electric components and global expertise, service and parts

Technical specifications

	TYPE	WEIGHT	CRUSHER INTAKE/FEED SIZE	CRUSHER DRIVE	CRUSHER MOTOR	DIESEL POWER	GENERATOR	SCREEN SIZE	DECKS
JAW CRUSHERS									
LT120E	Jaw	66.5 t (147,000 lbs)	1,200 x 870 mm (47 x 34")	Electric	160 kW (215 hp)	310 kW (416 hp)	420 kVA		
LT130E	Jaw	105 t (230,000 lbs)	1,300 x 1,000 mm (51 x 39")	Electric	185 kW (248 hp)	403 kW (545 hp)	500 kVA		
CONE CRUSHERS									
LT330D	Cone with screen	71 t (156,600 lbs)	238 mm (9.4")	Electric	315 kW (422 hp)	563 kW (754 hp)	700 kVA	5,500 x 2,000 mm (6 x 18')	3
MOBILE SCREENS									
ST2.8E	Multi-use screen	26 t (57,000 lbs)				100 kW (134 hp)		4,860 x 1,520 mm (5 x 16')	2
ST3.8E	Fine screen	30 t (66,100 lbs)				100 kW (134 hp)		5,480 x 1,520 mm (18' x 5')	2
ST4.8E	Fine screen	32 t (70,500 lbs)				100 kW (134 hp)		5,480 x 1,520 mm (18' x 5')	3
ST4.10E	Fine screen	33 t (72,700 lbs)				100 kW (134 hp)		6,000 x 1,520 mm (20' x 5')	3



Standard parts for aggregates

Without proper parts, equipment cannot function optimally. Reliable crusher wear and spare parts enable stable production without unexpected downtime. We have a wide selection of parts that are available as standard or tailor-made according to your application requirements.

Why choose Metso parts?

Availability: Not only are our parts accessible when you need them, our global distribution network is also there to support you throughout the life cycle of your equipment.

Easy to buy and use: Our equipment has unique designs making it easier to change our parts and components. We help to find the optimal wear liner solution from our standard and specialized offering of wear profiles to best match your application.

Tried and tested: All our spare parts are quality tested to ensure trouble-free operation with a strong warranty to back them up. Our crusher wear parts are expertly designed and manufactured to provide longer wear life and excellent performance for all your Lokotrack crushing equipment.

OEM quality: We apply the strictest standards and tolerances for guaranteed safety and reliability of our parts. Our crusher wear parts are designed to the same specifications as our crushing equipment, ensuring equipment compatibility for reliable and safe operation.




Spare and wear part kits

Easy to order part kits are optimized to match your equipment maintenance intervals and guarantee optimal crushing performance. Specifically designed to fit your crusher and ensure the highest equipment availability. Maintaining your Lokotracks can also help to retain the resale value of your machine and reduce service costs.

- Maintenance kits for scheduled maintenance intervals
- Wear part fastening kits to secure your wear parts
- Part Recommendation lists (RPL's)

Visit the Lokotrack liveroom at live.metso.com
A virtual showroom with 3D product models, services and parts booths.





Equipment Protection Services

As part of Metso's Life Cycle Services for Aggregates, Equipment Protection Services (EPS) can bring you added protection and give confidence in your cost structure by anticipating and minimizing unexpected equipment failures.

EPS is built on three core elements:

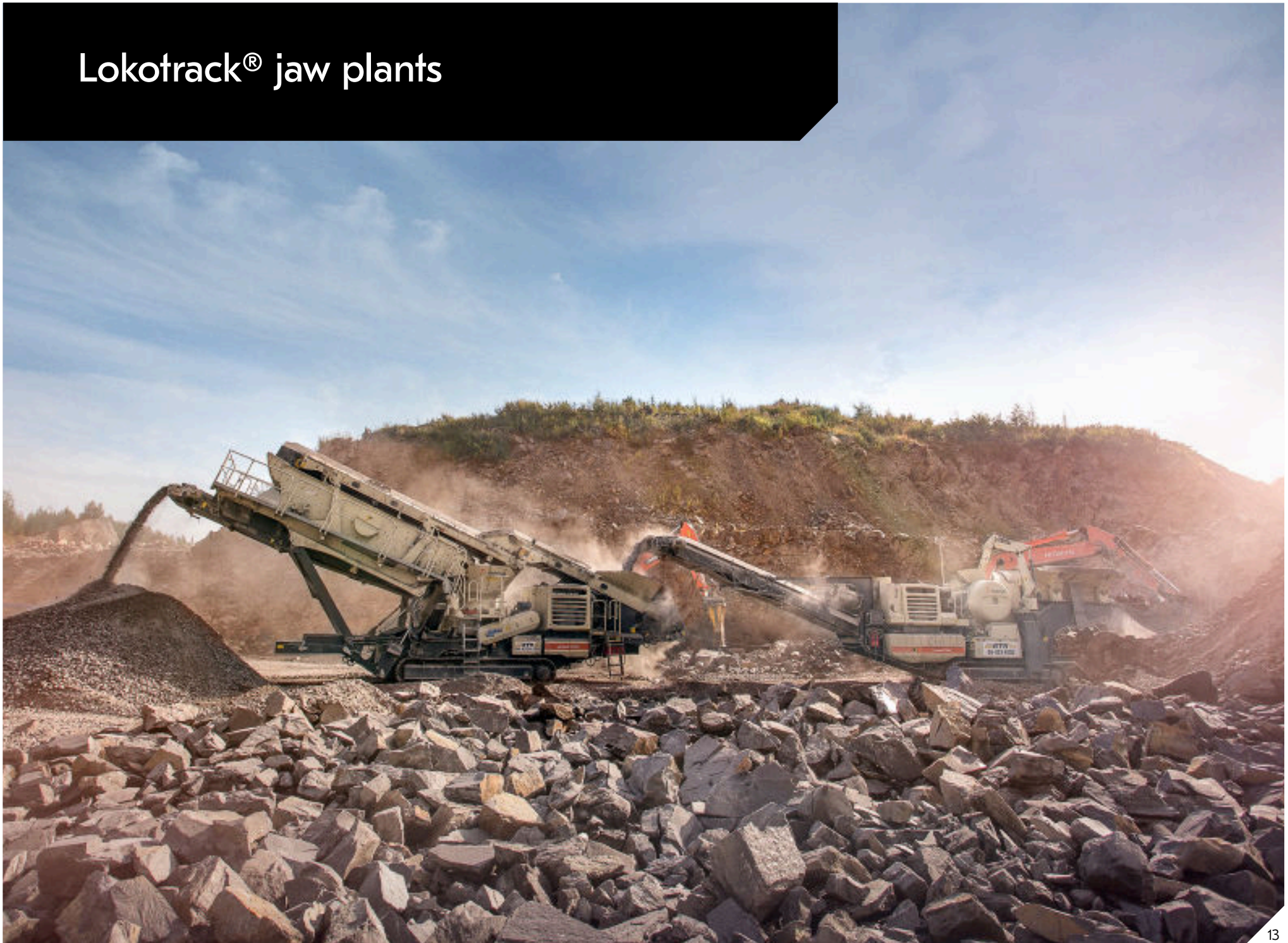
- Scheduled inspections and parts recommendations with our certified technicians
- Extended warranty up to 10,000 hours or 5 years for specified major components
- Plan and report maintenance activities for your mobile equipment through our cloud-based Metso Metrics solution

Metso Metrics

With mobile crushers moving frequently between sites it can be difficult to track, monitor and maintain your equipment for maximum performance. Through remote data monitoring, Metrics gives you access to critical insights on your equipment performance and maintenance needs. In addition, optional access to expertise can help you analyze the data with secured access on a PC or tablet.

Our Metrics tool also allows you to keep your costs in check. It helps reduce your inventory costs by mapping out which parts are required for upcoming service events so you can stay on top of your equipment's needs and minimize unnecessary maintenance costs.

Lokotrack® jaw plants



Metso Lokotrack® LT96™

Compact mobile jaw crushing plant with great performance

Lokotrack LT96 is Metso's most compact mobile jaw crusher, ideal for small scale on-site crushing, such as crushing demolition waste and aggregates production on construction sites. Compact dimensions enable this jaw crusher to be transported even with permanent transporting licenses, depending on the country.

Hydraulically foldable hopper

Wear resistant curved hopper sides
Patented locking mechanism
Extensions for more volume

Grizzly feeder

Automatic speed control (or via radio remote)
Efficient material flow with high stroke vibrating unit
Wear resistant feeder bottom (rubber as an option)

C96 jaw crusher

Strong bolted structure
Large stroke and kinematics for hard rock
Hydraulic setting adjustment
Swinging motion for easy cavity clearance

H8-9 or H8-12 main conveyor

Hydraulic driven belt conveyor with steel enforcing
Extended conveyor for more discharge height
Height-adjustable magnet for metal separation

Rotating H5-4 side conveyor

Quick to setup for transport
Discharge on both sides
High speed for stockpile capacity

Heavy-duty tracks and frame


FEM designed structure for optimized weight and lifetime
Open frame design for easy service access
Agile tracks with 2-speed mode for turnability and speed

Fuel-efficient CAT® C7.1 power transmission

Hydraulic crusher drive with high inertia flywheels
Optimized hydraulics efficiency
Reduced hydraulic oil volume 235 l (59 gal)

IC process control for connectivity

Radio remote for feeder control and tracking
Remote IC app for improved safety and productivity
Metso Metrics for remote process monitoring



Technical specifications

Transport dimensions		
Weight	29,000 kg	64,000 lbs
Length	12,400 mm	41'
Width	2,500 mm	8' 2"
Height	3,100 mm	10' 2"
Feeder		
TK9-32-2V		
Hopper volume	4 / 6 m ³	5.2 / 7.8 yd ³
Width	900 mm	35"
Loading height	3,600 mm	11' 10"
Loading width	2,500 / 3,400 mm	8' 2" / 11' 2"
Side conveyor		
H5-3		
Width	500 mm	20"
Length	5,000 mm	9' 10"
Discharge height	1,500 mm	4' 11"
Crusher		
Nordberg® C96™		
Feed opening	930 x 600 mm	37" x 23"
Drive type	Hydraulic	Hydraulic
Process control	IC	IC
Main conveyor		
H8-9 / H8-12		
Width	800 mm	31"
Length	9,000 / 12,000 mm	29' 6" / 39' 4"
Discharge height	2,600 / 3,600 mm	8' 6" / 11' 10"
Power unit		
CAT® C71		
Power	168 / 151 kW	225 / 202 hp
Fuel /hydr.oil vol.	630 / 235 l	166 / 59 gal
Options		
Active Setting Control for crusher	Hydraulic Power Takeoff	
Additional service platform	Interlocking cable	
Automatic lubrication unit	Magnet for metal separation	
Belt protection plate	Metso Metrics	
Climate kit (hot/cold)	Pre-heater for diesel engine	
Dischage hood for conveyors	Remote IC	
Dust encapsulation for conveyors	Remote radio control	
Extended main conveyor	Rock breaker	
Feed hopper extensions	Rubber liners for feeder bottom	
Filter kit	Rubber liners for hopper walls	
Fuel filling pump	Screen module	
High pressure water spraying	Side conveyor	
Hydraulic generator		



Applications



Concrete, demolition waste



Road construction



Railroad ballast

Combine with

- LT200HP, LT200HPX and LT220D cone crushers
- ST2.3, ST3.8 and ST4.8 mobile screens

Metso Lokotrack® LT106™

Mobile crusher with compact dimensions

Lokotrack LT106 mobile jaw crusher is a primary crusher for aggregates production and recycling demolition as well as other crushable waste. It is ideal for medium-sized aggregates production, as well as recycling demolition waste such as crushing concrete, which can be re-used as base material for sidewalks, for example. It is designed to be easily transported between sites, quick to set up and to cut overall operating costs with its reliable performance.

Grizzly feeder / Pan feeder + scalper

Automatic speed control (or via radio remote)
Efficient material flow with high stroke vibrating unit
Wear resistant feeder bottom (rubber as an option)

Hydraulically foldable hopper

Wear resistant curved hopper sides
Patented locking mechanism
Extensions for more volume

C106 jaw crusher

Strong bolted structure
Large stroke and kinematics for hard rock
Hydraulic setting adjustment
Swinging motion for easy cavity clearance

H10-11 or H10-14 main conveyor

Hydraulic driven belt conveyor with steel enforcing
Extended conveyor for more discharge height
Height-adjustable magnet for metal separation

Rotating H5-4 side conveyor

Quick to setup for transport
Discharge on both sides
High speed for stockpile capacity

Heavy-duty tracks and frame


FEM designed structure for optimized weight and lifetime
Open frame design for easy service access
Agile tracks with 2-speed mode for turnability and speed

Fuel-efficient CAT® C9 / C7.1 power transmission

Hydraulic crusher drive with high inertia flywheels
Optimized hydraulics efficiency
Reduced hydraulic oil volume 215 l (57 gal)

IC process control for connectivity

Radio remote for feeder control and tracking
Remote IC app for improved safety and productivity
Metso Metrics for remote process monitoring



Technical specifications

Transport dimensions		
Weight	42,000 kg	93,000 lbs
Length	15,300 mm	50'
Width	2,800 mm	9' 2"
Height	3,400 mm	11' 2"
Feeder		
TK11-42-2V		
Hopper volume	6 / 9 m ³	79 / 11,8 yd ³
Width	1,100mm	43"
Loading height	3,800 mm	12' 6"
Loading width	2,600 / 3,600 mm	8' 6" / 11' 10"
Screen		
TK11-30S		
Decks	1	1
Area	3,3 m ²	3,9 yd ²
Dimensions	1,100 x 3,000 mm	3' 7" x 9' 10"
Side conveyor		
H5-4		
Width	500 mm	20"
Length	4,000 mm	13' 2"
Discharge height	1,600 mm	5' 3"
Crusher		
Nordberg® C106™		
Feed opening	1,060 x 700 mm	42" x 28"
Drive type	Hydraulic	Hydraulic
Process control	IC	IC
Main conveyor		
H10-11 / H10-14		
Width	1,000 mm	39"
Length	11,000 / 14,000 mm	36' 1" / 45' 11"
Discharge height	2,800 / 3,900 mm	9' 2" / 12' 10"
Power unit		
CAT® C71 / C71D, Volvo D8		
Power	225 / 235 kW	302 / 315 hp
Fuel /hydr.oil vol.	630 / 215 l	166 / 57 gal
Options		
Active Setting Control for crusher	High pressure water spraying	
Additional service platform	Hydraulic generator	
Automatic lubrication unit	Hydraulic Power Takeoff	
Belt protection plate	Interlocking cable	
Bypass filter for lubrication/hydraulic oil	Magnet for metal separation	
Climate kit (hot/cold)	Metso Metrics	
Discharge hood for conveyors	Oil heater for hydraulic oil	
Dust encapsulation for conveyors	Pre-heater for diesel engine	
Extended main conveyor	Remote IC	
Feed hopper extensions	Remote radio control	
Filter kit	Rock breaker	
Fuel filling pump	Screen module	
	Side conveyor	



See it in 3D at
live.metso.com



Applications



Concrete, demolition waste



Road construction



Railroad ballast

Combine with

- LT200HP, LT200HPX and LT220D cone crushers
- ST2.3, ST3.8 and ST4.8 mobile screens

Metso Lokotrack® LT116™

Versatile mobile jaw crushing plant with high capacity

Lokotrack LT116 mobile jaw crusher is a versatile mobile crushing plant for primary crushing. Proven Nordberg® C116 jaw crusher provides high capacity in a variety of applications, and it can be easily transported between sites.

Grizzly feeder

Automatic speed control (or via radio remote)
Efficient material flow with high stroke vibrating unit
Wear resistant feeder bottom (rubber as an option)

Hydraulically foldable hopper

Wear resistant hopper sides
Extensions for more volume

C116 jaw crusher

Strong bolted structure
Large stroke and kinematics for hard rock
Hydraulic setting adjustment
Swinging motion for easy cavity clearance

Heavy-duty tracks and frame

FEM designed structure for optimized weight and lifetime
Open frame design for easy service access
Agile tracks with 2-speed mode for turnability and speed

H5-5 telescopic side conveyor

Quick to setup for transport
High speed for stockpile capacity

H12-11 or H12-14 main conveyor

Hydraulic driven belt conveyor with steel enforcing
Extended conveyor for more discharge height
Height-adjustable magnet for metal separation

IC process control for connectivity

Radio remote for feeder control and tracking
Remote IC app for improved safety and productivity
Metso Metrics for remote process monitoring

Fuel-efficient CAT® C9.3B power transmission

Hydraulic crusher drive with high inertia flywheels
Optimized hydraulics efficiency
Reduced hydraulic oil volume 215 l (57 gal)

Technical specifications

Transport dimensions		
Weight	50,000 kg	110,000 lbs
Length	15,600 mm	51'
Width	3,000 mm	9' 10"
Height	3,600 mm	11' 10"
Feeder		
TK11-42-2V		
Hopper volume	6 / 9 m ³	79 / 11.8 yd ³
Width	1,100 mm	43"
Loading height	3,800 mm	12' 6"
Loading width	2,600 / 3,600 mm	8' 6" / 11' 10"
Side conveyor		
H5-5		
Width	500 mm	20"
Length	5,000 mm	16' 5"
Discharge height	1,930 mm	6' 4"
Crusher		
Nordberg® C116™		
Feed opening	1,150 x 760 mm	45" x 30"
Drive type	Hydraulic	Hydraulic
Process control	IC	IC
Main conveyor		
H12-11 / H12-14		
Width	1,200mm	47"
Length	11,000 / 14,000 mm	36' 1" / 45' 11"
Discharge height	2,800 / 3,900mm	9' 2" / 12' 10"
Screen		
TK13-30S		
Decks	1	1
Area	3,9 m ²	4,7 yd ²
Dimensions	1,300 x 3,000mm	4' 3" x 9' 10"
Power unit		
CAT® C9.3B, Volvo D11 / Volvo D13		
Power	310 / 315 / 356 kW	416 / 422 / 477 hp
Fuel /hydr.oil vol.	600 / 215 l	159 / 57 gal
Options		
Active Setting Control for crusher	Hydraulic Power Takeoff	
Additional service platform	Hydraulic setting adjustment	
Automatic lubrication unit	Interlocking cable	
Belt protection plate	Magnet for metal separation	
Bypass filter for lubrication/ hydraulic oil	Metso Metrics	
Climate kit (hot/cold)	Oil heater for hydraulic oil	
Discharge hood for conveyors	Pre-heater for diesel engine	
Dust encapsulation for conveyors	Remote IC	
Extended main conveyor	Remote radio control	
Feed hopper extensions	Rock breaker	
Filter kit	Screen module	
Fuel filling pump	Side conveyor	
High pressure water spraying	Special scraper for conveyors	
Hydraulic generator		



Applications



Concrete, demolition waste



Road construction



Railroad ballast

Combine with

- LT200HPX and LT220D cone crushers
- ST2.8, ST3.8 and ST4.8 mobile screens

Metso Lokotrack® LT120™

Efficient mobile jaw crusher for quarries

Lokotrack LT120 mobile jaw crusher is an efficient primary crusher especially suitable for aggregates production in quarries. It can be used in a multistage crushing process or as a stand-alone unit. Despite the large size of Nordberg®C120 crusher, LT120 can still be transported in one piece.

2-step grizzly feeder

Automatic speed control (or via radio remote)
Efficient material flow with high stroke vibrating unit
Wear resistant feeder bottom (rubber as an option)

H6,5-7 Side conveyor

Discharge on both sides
High discharge height for stockpile capacity

By-pass chute for scalped material handling

3-ways to direct scalped material using chute integrated flap gate

Main conveyor feed-end cylinder function

Automated cylinder function increases space between crusher and main conveyor during operation and ground clearance during transport

Heavy-duty tracks and frame

FEM designed structure for optimized weight and lifetime
Open frame design for easy service access
Agile tracks with 2-speed mode for turnability and speed

Hydraulically foldable hopper

Wear resistant curved hopper sides
Patented locking mechanism
Extensions for more volume

C120 jaw crusher

Strong bolted structure
Large stroke and kinematics for hard rock
Hydraulic setting adjustment
Swinging motion for easy cavity clearance

H12-12 or H12-16 main conveyor


Hydraulic driven belt conveyor with steel enforcing
Extended conveyor for more discharge height
Height-adjustable magnet for metal separation

IC process control for connectivity

Radio remote for feeder control and tracking
Remote IC app for improved safety and productivity
Metso Metrics for remote process monitoring

Fuel-efficient CAT® C9.3B / Volvo TAD1183VE power transmission

Hydraulic crusher drive with high inertia flywheels
Optimized hydraulics efficiency
Reduced hydraulic oil volume 215 l (57 gal)



Technical specifications

Transport dimensions		
Weight	62,600 kg	138,000 lbs
Length	16,650 mm	55'
Width	3,000 mm	9' 10"
Height	3,900 mm	12' 10"
Feeder		
LT120 feeder		
Hopper volume	7 / 12 m ³	9.2 / 15.7 yd ³
Width	1,200mm	47"
Loading height	4,430 mm	14' 6"
Loading width	2,600 / 4100 mm	8' 8" / 13' 5"
Side conveyor		
H6.5-7		
Width	650 mm	26"
Length	7,000 mm	23' 0"
Discharge height	3,000 mm	9' 10"
Crusher		
Nordberg® C120™		
Feed opening	1,200 x 870 mm	47" x 34"
Drive type	Hydraulic	Hydraulic
Process control	IC	IC
Main conveyor		
H12-12 / H12-16		
Width	1,200 mm	47"
Length	12,000 / 16,000 mm	39' 4" / 52' 6"
Discharge height	3,400 / 4,600 mm	11' 2" / 15' 1"
Power unit		
CAT® C9.3B, Volvo D11 / Volvo D13		
Power	310 / 315 / 356 kW	416 / 422 / 477 hp
Fuel /hydr.oil vol.	630 / 215 l	166 / 57 gal
Options		
Active Setting Control for crusher	Hydraulic Power Takeoff	
Automatic lubrication unit	Hydraulic setting adjustment	
Belt protection plate	Interlocking cable	
Bypass chute	Magnet for metal separation	
Climate kit (hot/cold)	Metso Metrics	
Dischage hood for conveyors	Oil heater for hydraulic oil	
Dust encapsulation for conveyors	Pre-heater for diesel engine	
Extended main conveyor	Remote IC	
Feed hopper extensions	Remote radio control	
Filter kit	Rock breaker	
Fuel filling pump	Side conveyor	
High pressure water spraying	Special scraper for conveyors	
Hydraulic generator		



Applications



Road construction



Railroad ballast



Asphalt and concrete fractions

Combine with

- LT220GP, LT300HP and LT330D cone crushers
- ST2.8, ST3.8 and ST4.10 mobile screens

Metso Lokotrack® LT120E™

Hybrid e-Power mobile jaw crusher for quarries

Lokotrack LT120E is a mobile jaw crusher especially for primary crushing. This hybrid crushing plant with e-Power can be operated by plugging into an external network or by the 420 kVA onboard diesel generator. Combined with LT330D mobile cone crusher the entire process can be powered by electricity and save up to 40% in fuel costs.

2-Step grizzly feeder

Automatic speed control (or radio remote)
Efficient material flow with high stroke vibrating unit
Wear resistant feeder bottom (rubber as an option)
3-ways to direct scalped material with by-pass chute

Hydraulically foldable hopper

Wear resistant curved hopper sides
Patented locking mechanism
Extensions for more volume

H6,5-7E side conveyor

Discharge on both sides
High discharge height for stockpile capacity

Main conveyor feed-end cylinder function

Automated cylinder function increases space between crusher and main conveyor during operation and ground clearance during transport

Various e-Power features

Connectivity to external power source, external power grid or generator
Main components with electric motor drive (exl. tracks and feeder)
Frequency converter for crusher speed adjustment/swing motion
Connection plugs for external power

Nordberg® C120 jaw crusher

Strong bolted structure
Large stroke and kinematics for hard rock
Hydraulic setting adjustment
Swinging motion for easy cavity clearance

H12-12E or H12-16E main conveyor

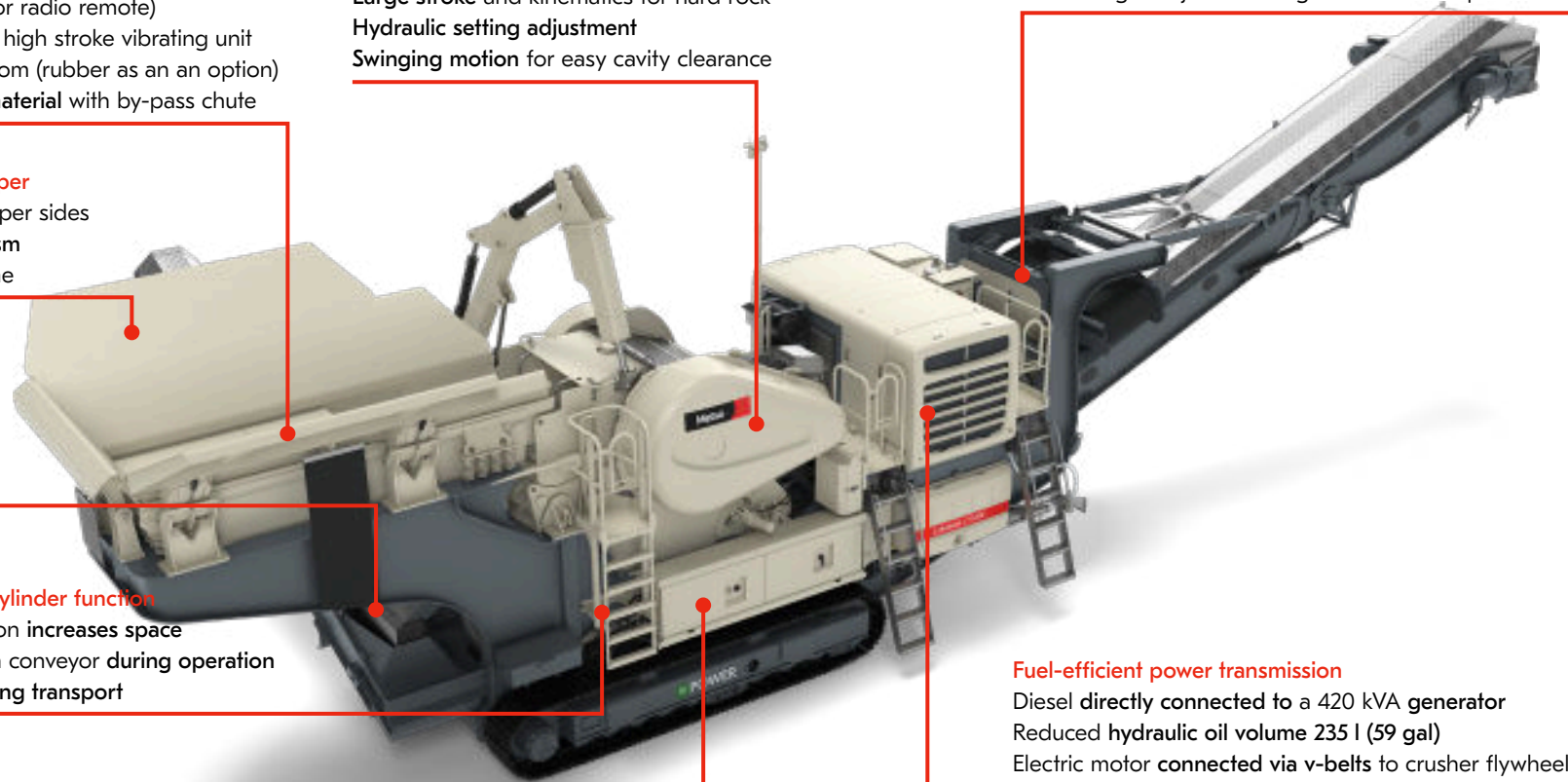
Electric driven belt conveyor with steel enforcing
Extended conveyor for more discharge height
Height-adjustable magnet for metal separation

Fuel-efficient power transmission

Diesel directly connected to a 420 kVA generator
Reduced hydraulic oil volume 235 l (59 gal)
Electric motor connected via v-belts to crusher flywheel

IC process control for connectivity

Radio remote for feeder control and tracking
Remote IC app for improved safety and productivity
Metso Metrics for remote process monitoring



Technical specifications

Transport dimensions		
Weight	66,500 kg	147,000 lbs
Length	16,650 mm	55'
Width	3,200 mm	10' 6"
Height	3,900 mm	12' 10"
Feeder		
LT120 feeder		
Hopper volume	7 m ³ / 12 m ³	9.2 yd ³ / 15.7 yd ³
Width	1,200mm	47"
Loading height	4,430 mm	14' 6"
Loading width	2,600 / 4,100 mm	8' 8" / 13' 5"
Side conveyor		
H6.5-7		
Width	650 mm	26"
Length	7,000 mm	23' 0"
Discharge height	3,000 mm	9' 10"
Crusher		
Nordberg® C120™		
Feed opening	1,200 x 870 mm	47" x 34"
Drive type	Electric	Electric
Process control	IC	IC
Main conveyor		
H12-12E / H12-16E		
Width	1,200 mm	47"
Length	12,000 / 16,000 mm	39' 4" / 52' 6"
Discharge height	3,400 / 4,600 mm	11' 2" / 15' 1"
Power unit		
CAT® C9.3B, Volvo D11 / Volvo D13		
Power	310 , 315 / 356 kW	416, 422 / 477 hp
Fuel /hydr.oil vol.	630 / 235 l	166 / 59 gal
Options		
Active Setting Control for crusher	Hydraulic generator	
Additional service platform	Hydraulic setting adjustment	
Automatic lubrication unit	Interlocking cable	
Belt protection plate	Magnet for metal separation	
Bypass chute	Metso Metrics	
Climate kit (hot/cold)	Oil heater for hydraulic oil	
Discharge hood for conveyors	Pre-heater for diesel engine	
Dust encapsulation for conveyors	Remote IC	
Extended main conveyor	Remote radio control	
External power supply installation	Rock breaker	
Feed hopper extensions	Screen module	
Filter kit	Side conveyor	
Fuel filling pump	Special scraper for conveyors	
High pressure water spraying		



Applications



Road construction



Railroad ballast



Asphalt and concrete fractions

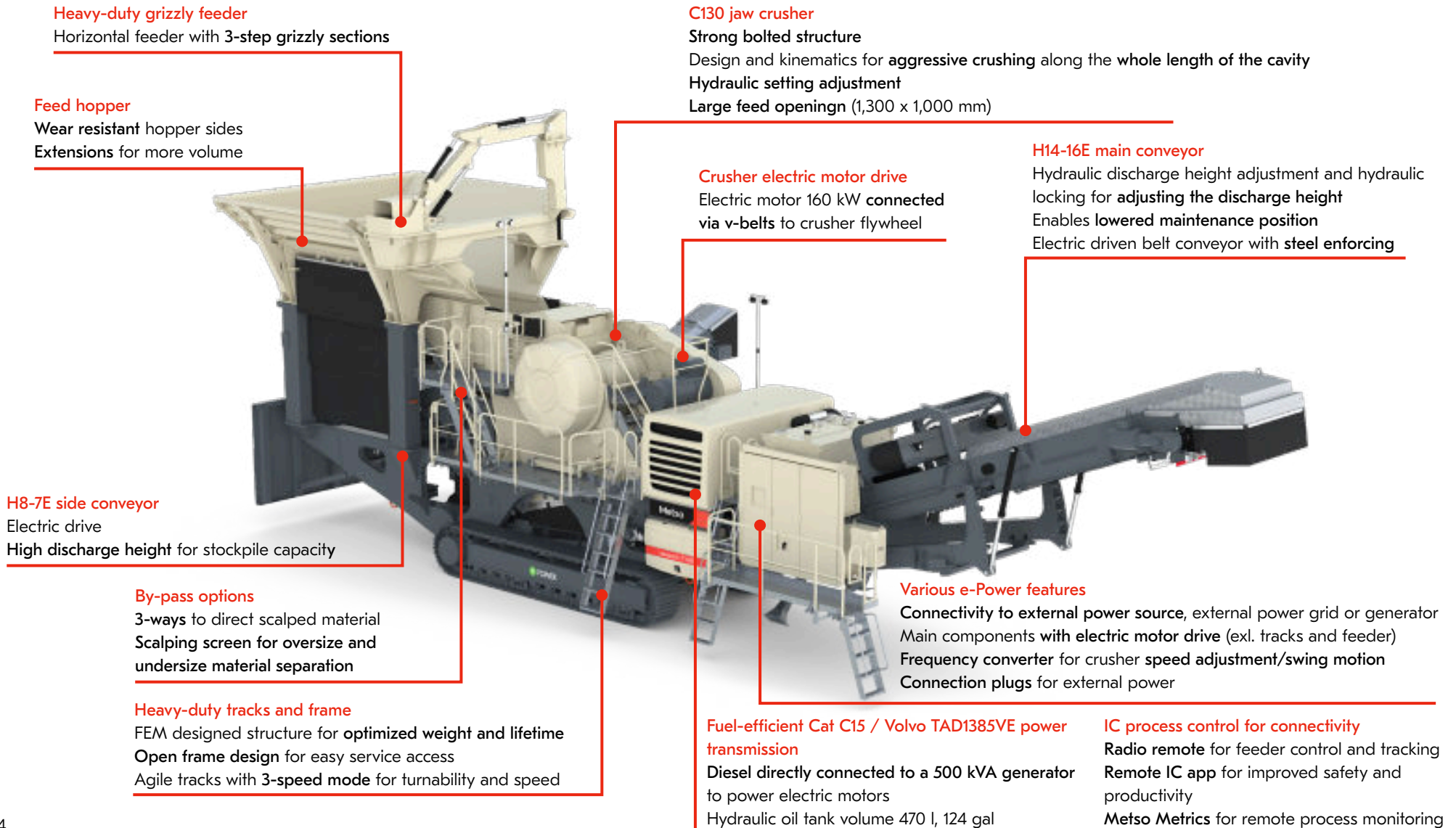
Combine with

- LT220GP, LT300HP and LT330D cone crushers
- ST2.8E, ST3.8E and ST4.10E mobile screen

Metso Lokotrack® LT130E™

Hybrid mobile crushing plant for large-scale quarry operations

Lokotrack LT130E hybrid mobile jaw crusher with e-Power is a primary crusher for demanding quarrying. It is our largest standard mobile jaw crusher model, with a 1,300 x 1,000 mm feed opening.



Technical specifications

Transport dimensions		
Weight	105,000 kg	230,000 lbs
Length	23,000 mm	76'
Width	3,500 mm	11' 6"
Height	3,850 mm	12' 8"
Feeder		
B13-50-3V		
Hopper volume	11 / 23 m ³	14.4 / 30.1 yd ³
Width	1,300 mm	51"
Loading height	5,850 / 6,300 mm	19' 2" / 20' 8"
Loading width	3,300 / 5,100 mm	10' 9" / 16' 9"
Side conveyor		
H8-7E		
Width	800 mm	31"
Length	7,000 mm	23' 0"
Discharge height	2,900 mm	9' 6"
Crusher		
Nordberg® C130™		
Feed opening	1,300 x 1,000 mm	51" x 39"
Drive type	Electric	Electric
Process control	IC	IC
Main conveyor		
H14-16E		
Width	1,400 mm	55"
Length	16,000 mm	52' 6"
Discharge height	3,050 - 4,650 mm	10' 0" - 15' 3"
Power unit		
CAT® C15, Volvo D13 / Volvo D16		
Power	403, 405 / 442 kW	540 hp, 593 hp
Fuel /hydr.oil vol.	1,200 / 470 l	317 / 124 gal
Options		
Automatic lubrication unit	Hydraulic Power Takeoff	
Belt protection plate	Hydraulic setting adjustment	
Bypass chute	Interlocking cable	
Climate kit (hot/cold)	Magnet for metal separation	
Discharge hood for conveyors	Metso Metrics	
Dust encapsulation for conveyors	Pre-heater for diesel engine	
Easy-split for transport	Remote IC	
Extended main conveyor	Remote radio control	
External power supply installation	Rock breaker	
Feed hopper extensions	Rubber liners for feeder bottom	
Filter kit	Rubber liners for hopper walls	
Fuel filling pump	Screen module	
High pressure water spraying	Side conveyor	
Hydraulic generator	Special scraper for conveyors	



Applications



Road construction



Railroad ballast



Asphalt and concrete fractions

Combine with


- LT130E is mostly used as a standalone mobile primary crusher

Metso Urban™ series

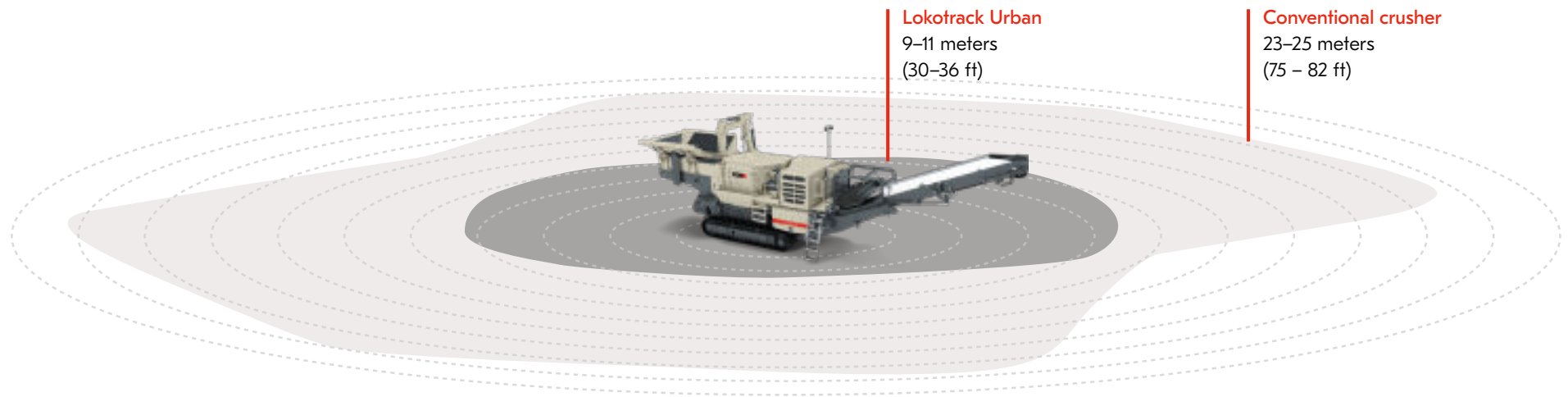
Crushing and screening near populated areas

Lokotrack® Urban™ mobile jaw crushers comply with stricter regulations for noise and dust emissions in cities and other areas near where people live and work. The noise covers cut down the distance of how far the crushing noise is carried out. The noise and dust covers are designed in such a way that they do not compromise the transport dimensions, ease of maintenance, or safe operation of the plant. The Urban jaw crushers meet the environmental requirements set out by authorities and you can bid for contracts that could not be completed with conventional mobile crusher.




Noise and dust encapsulation features



Distances of 85 dB(A) noise



Applications

-  Concrete, demolition waste
-  Hard rock aggregates
-  Low noise emissions

Available for

- LT96 and LT106 jaw crushers

Technical specifications – jaw plants

	LT96		LT106		LT116		LT120		LT120E		LT130E	
TRANSPORT DIMENSIONS												
	metric	imperial	metric	imperial	metric	imperial	metric	imperial	metric	imperial	metric	imperial
Weight	29,000 kg	64,000 lbs	42,000 kg	93,000 lbs	50,000 kg	110,000 lbs	62,600 kg	138,000 lbs	66,500 kg	147,000 lbs	105,000 kg	230,000 lbs
Length	12,400 mm	41'	15,300 mm	50'	15,600 mm	51'	16,650 mm	55'	16,650 mm	55'	23,000 mm	76'
Width	2,500 mm	8' 2"	2,800 mm	9' 2"	3,000 mm	9' 10"	3,000 mm	9' 10"	3,200 mm	10' 6"	3,500 mm	11' 6"
Height	3,100 mm	10' 2"	3,400 mm	11' 2"	3,600 mm	11' 10"	3,900 mm	12' 10"	3,900 mm	12' 10"	3,850 mm	12' 8"
FEEDER												
Type	TK9-32-2V		TK11-42-2V		TK11-42-2V		LT120 feeder		LT120 feeder		B13-50-3V	
Feed hopper volume	4 / 6 m ³	5.2 / 7.8 yd ³	6 / 9 m ³	7.9 / 11.8 yd ³	6 m ³	7.9 yd ³	7 / 12 m ³	9.2 / 15.7 yd ³	7 / 12 m ³	9.2 / 15.7 yd ³	11 / 23 m ³	14.4 / 30.1 yd ³
Feeder width	900 mm	35"	1100 mm	43"	1100 mm	43"	1,200 mm	47"	1,200 mm	47"	1,300 mm	51"
Loading height	3,600 mm	11' 10"	3,800 mm	12' 6"	3,900 mm	12' 10"	4,430 mm	14' 6"	4,430 mm	14' 6"	5,850 / 6,300 mm	19' 2" / 20' 8"
Loading width	2,500 / 3,400 mm	8' 2" / 11' 2"	2,600 / 3,600 mm	8' 6" / 11' 10"	2,600 / 3,600 mm	8' 6" / 11' 10"	2,600 / 4,100 mm	8' 8" / 13' 5"	2,600 / 4,100 mm	8' 8" / 13' 5"	3,300 / 5,100 mm	10' 9" / 16' 9"
SIDE CONVEYOR												
Type	H5-3		H5-4		H5-5		H6.5-7		H6.5-7		H8-7E	
Width	500 mm	20"	500 mm	20"	500 mm	20"	650 mm	26"	650 mm	26"	800 mm	31"
Length	3,000 mm	9' 10"	4,000 mm	13' 2"	5,000 mm	16' 5"	7,000 mm	23' 0"	7,000 mm	23' 0"	7,000 mm	23' 0"
Discharge height	1,500 mm	4' 11"	1,600 mm	5' 3"	1,930 mm	6' 4"	3,000 mm	9' 10"	3,000 mm	9' 10"	2,900 mm	9' 6"
CRUSHER												
Type	Nordberg® C96™		Nordberg® C106™		Nordberg® C116		Nordberg® C120™		Nordberg® C120™		Nordberg® C130™	
Feed opening	930 x 600 mm	37" x 23"	1,060 x 700 mm	42" x 28"	1,150 x 760 mm	45" x 30"	1,200 x 870 mm	47" x 34"	1,200 x 870 mm	47" x 34"	1,300 x 1,000 mm	51" x 39"
Drive type	Hydraulic		Hydraulic		Hydraulic		Hydraulic		Electric		Electric	
MAIN CONVEYOR												
Type	H8-9 / H8-12		H10-11 / H10-14		H12-11 / H12-14		H12-12 / H12-16		H12-12E / H12-16E		H14-16E	
Width	800 mm	31"	1,000 mm	39"	1,200 mm	47"	1,200 mm	47"	1,200 mm	47"	1,400 mm	55"
Length	9 / 12 m	29' 6" / 39' 4"	11 / 14 m	36' 1" / 45' 11"	11 / 14 m	36' 1" / 45' 11"	12 / 16 m	39' 4" / 52' 6"	12 / 16 m	39' 4" / 52' 6"	16 m	52' 6"
Discharge height	2,600 / 3,600 mm	8' 6" / 11' 10"	2,800 / 3,900 mm	9' 2" / 12' 10"	2,800 / 3,900 mm	9' 2" / 12' 10"	3,400 / 4,600 mm	11' 2" / 15' 1"	3,400 / 4,600 mm	11' 2" / 15' 1"	3,050 – 4,650 mm	10' 0" – 15' 3"
PRODUCT SCREEN												
Type	TK11-20S		TK11-30S		TK13-30-S							
Decks	1		1		1							
Area	2.2 m ²	2.6 yd ²	3.3 m ²	3.9 yd ²	3.9 m ²	4.7 yd ²						
Dimensions	1,100 x 2,000 mm	3' 7" x 6' 7"	1,100 x 3,000 mm	3' 7" x 9' 10"	1,300 x 3,000 mm	4' 3" x 9' 10"						
POWER UNIT												
Type	CAT® C71		CAT® C71 / C71D, Volvo D8		CAT® C9.3B, Volvo D11 / Volvo D13		CAT® C9.3B, Volvo D11 / Volvo D13		CAT® C9.3B / Volvo D11 / Volvo D13		CAT® C15 / Volvo D13 / Volvo D16	
Power	168 / 151 kW	225 / 202 hp	225 / 235 kW	302 / 315 hp	310 / 315 / 356 kW	416 / 422 / 477 hp	310 / 315 / 356 kW	416 / 422 / 477 hp	310 / 315 / 356 kW	416 / 422 / 477 hp	403 / 405 / 442 kW	540 / 593 hp
Fuel / hydr. oil vol.	630 / 235 l	166 / 59 gal	630 / 215 l	166 / 57 gal	600 / 215 l	159 / 57 gal	630 / 215 l	166 / 57 gal	630 / 235 l	166 / 59 gal	1200 / 470 l	317 / 124 gal

Lokotrack® impactor plants



Metso Lokotrack® LT1110™

Compact impact crusher on tracks

Lokotrack LT1110 mobile horizontal impactor crusher (HSI) is especially suited for smaller size construction and recycling jobs. It is a compact sized crusher commonly used for crushing limestone and recycled materials such as asphalt, concrete and bricks. A similar model LT1110S™ is a mobile impact crushing plant with screen unit and return conveyor for additional calibrated end-products.

Hydraulically foldable hopper

Wear resistant curved hopper sides
Extensions for more volume

Vibrating grizzly feeder

Automatic speed control (or via radio remote)
Efficient material flow with high stroke vibrating unit
Wear resistant feeder bottom (rubber as an option)

NP1110M impact crusher

Hydraulically adjusted setting during process
Wide variety of blowbars for different materials
Easy-to-use hydraulic opening for safe rotor service

Efficient TK11-30S hanging screen

Wide screen for high capacity
Reliable FEM designed structure with optimized G-forces
Steel and rubber meshes available

H5-5 telescopic side conveyor

Quick to setup for transport
High speed for stockpile capacity

Heavy-duty tracks and frame

FEM designed structure for optimized weight and lifetime
Open frame design for easy service access
Agile tracks with 2-speed mode for turnability and speed

Fuel-efficient CAT® C7.1/C9 power transmission

Hydraulic crusher drive
Optimized hydraulics efficiency
Reduced hydraulic oil volume 215 l (57 gal)

H10-10 or H10-13 main conveyor

Hydraulic driven belt conveyor with steel enforcing
Extended conveyor for more discharge height

IC process control for connectivity

Radio remote for feeder control and tracking
Remote IC app for improved safety and productivity
Metso Metrics for remote process monitoring

Technical specifications

Transport dimensions		
Weight	35,400 kg	78,000 lbs
Length	14,850 mm	48' 9"
Width	2,550 mm	8' 5"
Height	3,400 mm	11' 2"
Feeder		
TK9-42-2V		
Hopper volume	5 / 8 m ³	6.5 / 11 yd ³
Width	900 mm	35"
Loading height	3,600 mm	11' 10"
Loading width	2,700 mm	8' 10"
Side conveyor		
H5-5		
Width	500 mm	20"
Length	5,000 mm	16' 5"
Discharge height	2,000 mm	6' 7"
Crusher		
Nordberg® NP1110M™		
Feed opening	1,040 x 930 mm	41" x 37"
Drive type	Hydraulic	Hydraulic
Process control	IC	IC
Main conveyor		
H10-10 / H10-13		
Width	1,000 mm	3' 4"
Length	10,000 / 13,000 mm	32' 10" / (42' 8")
Discharge height	2,900 / 3,900 mm	9' 7" / (12' 10")
Screen		
TK11-30S		
Decks	1	1
Area	3.3 m ²	3.9 yd ²
Dimensions	1,100 x 3,000 mm	3' 7" x 9' 10"
Return conveyor	H5-9	H5-9
Power unit		
CAT® C71 / C71D, Volvo D8		
Power	225 / 235 kW	302 / 315 hp
Fuel /hydr.oil vol.	500 / 215 l	130 / 57 gal
Options		
Bypass filter for lubrication/ hydraulic oil	Magnetic separator	
Climate kit (hot/cold)	Metso Metrics	
Discharge hood for conveyors	Oil heater for hydraulic oil	
Dust encapsulation for conveyors	Pan feeder and scalper	
Extended main conveyor	Pan feeder under crusher	
Feed hopper extensions	Pre-heater for diesel engine	
Filter kit	Remote IC	
Fuel filling pump	Remote radio control	
High pressure water spraying	Rubber liners for feeder bottom	
Hydraulic generator	Rubber liners for hopper walls	
Hydraulic Power Takeoff	Screen module	
Interlocking cable	Side conveyor	



Applications



Concrete, demolition
waste



Recycled asphalt



Soft and medium-hard
rock

Combine with

- LT200HP cone crusher
- ST2.3 mobile screen for recycling jobs
- ST3.8 for aggregates production

Metso Lokotrack® LT1213™

Recycled material crushing with high reduction ratio

Lokotrack LT1213 mobile horizontal impact crusher (HSI) combines mobility, high capacity and versatility. It is suitable for a various applications such as limestone processing and recycled materials crushing.

Hydraulically foldable hopper

Wear resistant curved hopper sides
Patented locking mechanism
Extensions for more volume

Grizzly feeder / Pan feeder + scalper

Automatic speed control (or via radio remote)
Efficient material flow with high stroke vibrating unit
Wear resistant feeder bottom (rubber as an option)

Variable recycling options

Hydraulically adjustable magnet for metal separation
Pan feeder under crusher for improved material flow

NP1213M impact crusher

Hydraulically adjusted setting during process
Wide variety of blowbars for different materials
Easy-to-use hydraulic opening for safe rotor service

H12-11 or H12-14 main conveyor

Hydraulic driven belt conveyor with steel enforcing
Extended conveyor for more discharge height

Rotating H5-4 side conveyor

Quick to setup for transport
Discharge on both sides
High speed for stockpile capacity

Heavy-duty tracks and frame


FEM designed structure for optimized weight and lifetime
Open frame design for easy service access
Agile tracks with 2-speed mode for turnability and speed

Fuel-efficient CAT® C9.3B power transmission

Direct drive for crusher with purposely designed gearbox and hydraulic clutch for high reliability
Optimized hydraulics efficiency
Reduced hydraulic oil volume 215 l (57 gal)

IC process control for connectivity

Radio remote for feeder control and tracking
Remote IC app for improved safety and productivity
Metso Metrics for remote process monitoring



Technical specifications

Transport dimensions		
Weight	46,000 kg	101,000 lbs
Length	15,600 mm	51'
Width	3,000 mm	9'10"
Height	3,630 mm	11' 11"
Feeder		
TK11-42		
Hopper volume	6 / 9 m ³	78 / 11.8 yd ³
Width	1,100 mm	43"
Loading height	3,800 mm	12' 6"
Loading width	2,600 / 3,600 mm	8' 6" / 11' 10"
Side conveyor		
H5-4		
Width	500 mm	20"
Length	4,000 mm	13' 2"
Discharge height	1,450 mm	4' 9"
Crusher		
Nordberg® NP1213M™		
Feed opening	1,320 x 990 mm	52" x 39"
Drive type	Direct	Direct
Process control	IC	IC
Main conveyor		
H12-11 / H12-14		
Width	1,200 mm	3' 11"
Length	11,000 / 14,000 mm	36' 1" / 45' 11"
Discharge height	2,950 / 4,000 mm	9' 8" / 13' 1"
Power unit		
CAT® C9.3B		
Power	310 kW	416 hp
Fuel /hydr.oil vol.	630 / 215 l	166 / 57 gal
Options		
Additional service platform	Hydraulic Power Takeoff	
Bypass filter for lubrication/ hydraulic oil	Hydraulic setting adjustment	
Climate kit (hot/cold)	Interlocking cable	
Discharge hood for conveyors	Magnetic separator	
Dust encapsulation for conveyors	Metso Metrics	
Extended main conveyor	Pan feeder and scalper	
Feed hopper extensions	Pan feeder under crusher	
Filter kit	Pre-heater for diesel engine	
Fuel filling pump	Remote IC	
High pressure water spraying	Remote radio control	
Hydraulic generator	Side conveyor	



Applications



Concrete, demolition
waste



Recycled asphalt



Soft and medium-hard
rock

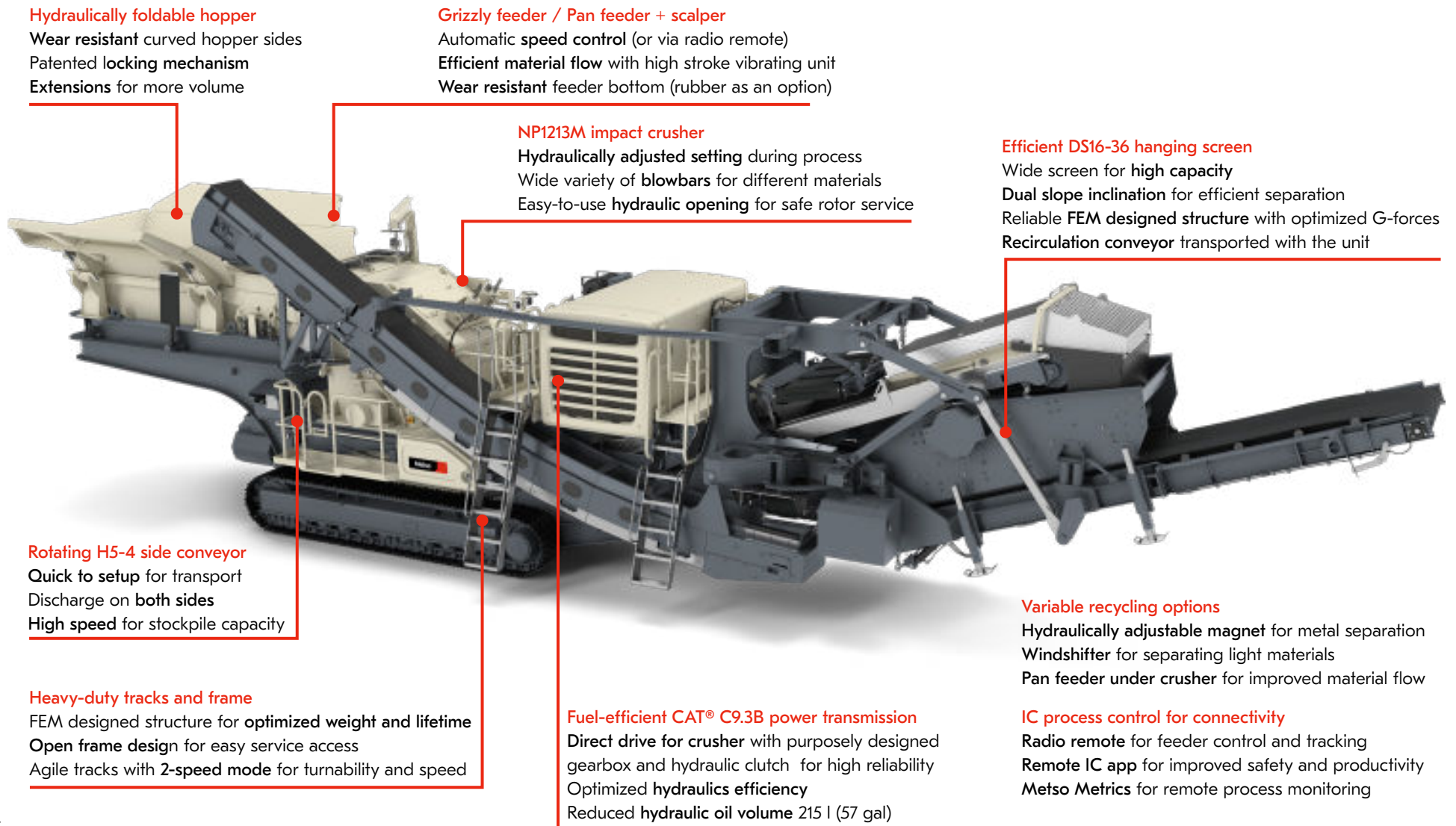
Combine with

- LT200HP cone crusher
- ST2.8 mobile screen for recycling jobs
- ST3.8 and ST4.8 for aggregate production

Metso Lokotrack® LT1213S™

High reduction ratio crusher and screen on the same chassis

Lokotrack LT1213S mobile horizontal impact crushers (HSI) combines mobility, high capacity and versatility. It is suitable for a various applications such as limestone processing and recycled materials crushing. LT1213S includes high capacity dual-slope screen and return conveyor for additional calibrated end-products.



Hydraulically foldable hopper

Wear resistant curved hopper sides
Patented locking mechanism
Extensions for more volume

Grizzly feeder / Pan feeder + scalper

Automatic speed control (or via radio remote)
Efficient material flow with high stroke vibrating unit
Wear resistant feeder bottom (rubber as an option)

NP1213M impact crusher

Hydraulically adjusted setting during process
Wide variety of blowbars for different materials
Easy-to-use hydraulic opening for safe rotor service

Efficient DS16-36 hanging screen

Wide screen for high capacity
Dual slope inclination for efficient separation
Reliable FEM designed structure with optimized G-forces
Recirculation conveyor transported with the unit

Rotating H5-4 side conveyor

Quick to setup for transport
Discharge on both sides
High speed for stockpile capacity

Heavy-duty tracks and frame

FEM designed structure for optimized weight and lifetime
Open frame design for easy service access
Agile tracks with 2-speed mode for turnability and speed

Fuel-efficient CAT® C9.3B power transmission

Direct drive for crusher with purposely designed gearbox and hydraulic clutch for high reliability
Optimized hydraulics efficiency
Reduced hydraulic oil volume 215 l (57 gal)

Variable recycling options

Hydraulically adjustable magnet for metal separation
Windshifter for separating light materials
Pan feeder under crusher for improved material flow

IC process control for connectivity

Radio remote for feeder control and tracking
Remote IC app for improved safety and productivity
Metso Metrics for remote process monitoring

Technical specifications

Transport dimensions		
Weight	52,300 kg	115,000 lbs
Length	19,400 mm	64'
Width	3,200 mm	10' 6"
Height	3,630 mm	11' 11"
Feeder		
TK11-42		
Hopper volume	6 / 9 m ³	7.8 / 11.8 yd ³
Width	1,100 mm	43"
Loading height	3,800 mm	12' 6"
Loading width	2,600 / 3,600 mm	8' 6" / 11' 10"
Screen		
DS16-36		
Decks	1	1
Area	5.8 m ²	6.9 yd ²
Dimensions	1,520 x 3,780 mm	5' 0" x 12' 5"
Return conveyor	H12-7	H12-7
Side conveyor		
H5-4		
Width	500 mm	20"
Length	4,000 mm	13' 2"
Discharge height	1,450 mm	4' 9"
Crusher		
Nordberg® NP1213M™		
Feed opening	1,320 x 990 mm	52" x 39"
Drive type	Direct	Direct
Process control	IC	IC
Main conveyor		
H12-11 / H12-14		
Width	1,200 mm	3' 11"
Length	11,000 / 14,000 mm	36' 1" / 45' 11"
Discharge height	2,950 / 4,000 mm	9' 8" / 13' 1"
Power unit		
CAT® C9.3B		
Power	310 kW	416 hp
Fuel /hydr.oil vol.	630 / 215 l	166 / 57 gal
Options		
Additional service platform	Hydraulic setting adjustment	
Bypass filter for lubrication/ hydraulic oil	Interlocking cable	
Climate kit (hot/cold)	Magnetic separator	
Discharge hood for conveyors	Metso Metrics	
Dust encapsulation for conveyors	Pan feeder and scalper	
Extended main conveyor	Pan feeder under crusher	
Feed hopper extensions	Pre-heater for diesel engine	
Filter kit	Remote IC	
Fuel filling pump	Remote radio control	
High pressure water spraying	Screen module	
Hydraulic generator	Side conveyor	
Hydraulic Power Takeoff	Wind shifter	



See it in 3D at
live.metso.com

Applications



Concrete, demolition
waste



Recycled asphalt



Soft and medium-hard
rock

Combine with

- LT200HP cone crusher

Technical specifications – impactor plants

	LT1110		LT1213		LT1213S	
TRANSPORT DIMENSIONS						
	metric	imperial	metric	imperial	metric	imperial
Weight	35,400 kg	78,000 lbs	46,000 kg	101,000 lbs	52,300 kg	115,000 lbs
Length	14,850 mm	48' 9"	15,600 mm	51'	19,400 mm	64'
Width	2,550 mm	8' 5"	3,000 mm	9' 10"	3,200 mm	10' 6"
Height	3,400 mm	11' 2"	3,630 mm	11' 11"	3,630 mm	11' 11"
FEEDER						
Type	TK9-42-2V		TK11-42		TK11-42	
Feed hopper volume	5 / 8 m ³	6.5 / 11 yd ³	6 / 9 m ³	7.8 / 11.8 yd ³	6 / 9 m ³	7.8 / 11.8 yd ³
Feeder width	900 mm	35"	1,100 mm	43"	1,100 mm	43"
Loading height	3,600 mm	*11' 10"	3,800 mm	12' 6"	3,900 mm	12' 10"
Loading width	2,700 mm	8' 10"	2,600 / 3,600 mm	8' 6" / 11' 10"	2,600 / 3,600 mm	8' 6" / 11' 10"
SIDE CONVEYOR						
Type	H5-5		H5-4		H5-4	
Width	500 mm	20"	500 mm	20"	500 mm	20"
Length	5,000 mm	16' 5"	4,000 mm	13' 2"	4,000 mm	13' 2"
Discharge height	2,000 mm	6' 7"	1,450 mm	4' 9"	1,450 mm	4' 9"
CRUSHER						
Type	Nordberg® NP1110M™		Nordberg® NP1213M™		Nordberg® NP1213M™	
Feed opening	1,040 x 930 mm	41" x 37"	1,320 x 990 mm	52" x 39"	1,320 x 990 mm	52" x 39"
Drive type	Hydraulic		Direct		Direct	
MAIN CONVEYOR						
Type	H10-10 / H10-13		H12-11 / H12-14		H12-11 / H12-14	
Width	1,000 mm	3' 4"	1,200 mm	3' 11"	1,200 mm	3' 11"
Length	10 / 13m	32' 10" / (42' 8")	11 / 14 m	36' 1" / 45' 11"	11 / 14 m	36' 1" / 45' 11"
Discharge height	2,900 / 3,900 mm	9' 7" / (12' 10")	2,950 / 4,000 mm	9' 8" / 13' 1"	2,950 / 4,000 mm	9' 8" / 13' 1"
PRODUCT SCREEN						
Type	TK11-30S				DS16-36	
Decks	1				1	
Area	3,3 m ²	3,9 yd ²			5.8 m ²	6.9 yd ²
Dimensions	1,100 x 3,000 mm	3' 7" x 9' 10"			1,520 x 3,780 mm	5' 0" x 12' 5"
Return conveyor	H5-9				H12-7	
POWER UNIT						
Type	CAT® C71 / C71D, Volvo D8		CAT® C9.3B		CAT® C9.3B	
Power	225 / 235 kW	302 hp / 315 hp	310 kW	416 hp	310 kW	416 hp
Fuel / hydr. oil vol.	500 / 215 l	130 / 57 gal	630 / 215 l	166 / 57 gal	630 / 215 l	166 / 57 gal

Lokotrack® cone plants



Metso Lokotrack® LT200HP™

Compact mobile cone crusher

Lokotrack® LT200HP™ mobile cone crusher is especially suitable for contractors needing versatile aggregate production. Ideal for road construction, railroad ballast, asphalt, and concrete fractions, it features the proven Nordberg® HP200e™ cone crusher. The latest model offers at least 15% fuel savings over the previous hydraulic-driven version, thanks to its efficient direct belt drive.

High capacity HP200e cone crusher

Proven crusher suitable for hard rock
Excellent end product quality (e.g. concrete aggregates)
Different cavities for secondary or tertiary applications
Max feed size 200 mm (8")

H10-6 lifting conveyor

Adjustable speed for easy material control
Equipped with metal detector
Hopper back wall can be opened for lower feeding height
Discharge end is hydraulically lowered for transport

IC process control for connectivity

Radio remote for feeder control and tracking
Remote IC app for improved safety and productivity
Metso Metrics for remote process monitoring

Robust H8-10 or H8-12 main conveyor

Hydraulic driven belt conveyor
Extended conveyor for more discharge height

Fuel-efficient CAT® C9.3B power transmission

Direct drive for crusher with purposely designed gearbox and hydraulic clutch for high reliability
Optimized hydraulics efficiency
Reduced hydraulic oil volume 215 l (57 gal)

Heavy-duty tracks and frame

FEM designed structure for optimized weight and lifetime
Open frame design for easy service access
Agile tracks with 2-speed mode for turnability and speed



Technical specifications

Transport dimensions		
Weight	32,000 kg	71,000 lbs
Length	16,800 mm	55'
Width	3,000 mm	9' 10"
Height	3,400 mm	11' 2"
Feeder		
H10-6		
Hopper volume	5 m ³	6.5 yd ³
Loading height	2,700 mm	8' 10"
Loading width	2,440 mm	8' 0"
Crusher		
Nordberg® HP200™		
Feed opening	200 mm	8"
Drive type	Direct	Direct
Nominal power	160 kW	215 hp
Process control	IC	IC
Main conveyor		
H8-10 / H8-12		
Width	800 mm	31,5"
Length	10,000 / 12,000 mm	32' 10" / 39' 4"
Discharge height	2,900 / 3,630 mm	9' 6" / 11' 11"
Power unit		
CAT® C9.3B		
Power	310 kW	416 hp
Fuel /hydr.oil vol.	630 / 215 l	166 / 57 gal
Options		
Additional service platform	Hydraulic Power Takeoff	
Climate kit (hot/cold)	Interlocking cable	
Discharge hood for main conveyor	Lifting conveyor feed chute	
Dust encapsulation for conveyors	Metso Metrics	
Extended main conveyor	Pre-heater for diesel engine	
Filter kit	Remote IC	
Fuel filling pump	Remote radio control	
High pressure water spraying	Safety package	
Hydraulic generator	Special scraper for conveyors	



Applications



Road construction



Railroad ballast



Asphalt and concrete fractions

Combine with

- LT96 and LT106 jaw crushers
- LT200HPS and LT220D cone crushers
- LT7150 VSI crusher
- ST2.3, ST3.8 and ST4.8 mobile screens

Metso Lokotrack® LT200HPS™

Compact mobile cone crusher with screen

Lokotrack LT200HPS mobile cone crusher is designed especially for secondary and tertiary crushing. It is equipped with a return conveyor and either a single or double-deck screen for additional calibrated end products. It is ideal for producing aggregates for railway ballast, asphalt, and concrete fraction production in combination with Lokotrack jaw crusher.

TK13-30S or TK16-35-2S hanging screens

Efficient 1-deck or 2-deck screens
Open or closed circuit
Rubber or steel meshes
Hydraulic driven main conveyor

High capacity HP200 cone crusher

Proven crusher suitable for hard rock
Excellent end product quality (e.g. concrete aggregates)
Different cavities for secondary or tertiary applications
Max feed size 185 mm (7.3")

H10-6 lifting conveyor

Adjustable speed for easy material control
Equipped with metal detector
Hopper back wall can be opened for lower feeding height.
Discharge end is hydraulically lowered for transport.



IC process control for connectivity

Radio remote for feeder control and tracking
Remote IC app for improved safety and productivity
Metso Metrics for remote process monitoring

Fuel-efficient CAT® C9.3B power transmission

Hydraulic drive
Optimized hydraulics efficiency
Reduced hydraulic oil volume 215 l (57 gal)

Heavy-duty tracks and frame

FEM designed structure for optimized weight and lifetime
Open frame design for easy service access
Agile tracks with 2-speed mode for turnability and speed

Technical specifications

Transport dimensions		
Weight	38,000 kg	84,000 lbs
Length	19,000 mm	62' 4"
Width	3,000 mm	9' 10"
Height	3,400 mm	11' 2"
Feeder		
H10-6		
Hopper volume	5 m ³	6.5 yd ³
Loading height	2,700 mm	8' 10"
Loading width	2,440 mm	8' 0"
Crusher		
Nordberg® HP200™		
Feed opening	185 mm	7,3 "
Drive type	Hydraulic	Hydraulic
Nominal power	132 kW	200 hp
Process control	IC	IC
Main conveyor		
H8-10		
Width	800 mm	31,5"
Length	10,000 mm	32' 10"
Discharge height	2,900 mm	9' 6"
Screen		
TK13-30S / TK16-35-2S		
Decks	1 / 2	1 / 2
Area	3,9 / 4,5 m ²	4,6 / 6,8 yd ²
Dimensions	1,300 x 3,000 mm / 1,600 x 3,500 mm	4' 3" x 9' 10" / 5' 3" x 11' 6"
Return conveyor	H8-12 / H5-11	H8-12 / H5-11
Power unit		
CAT® C9.3B, Volvo D11 / Volvo D13		
Power	310 / 315 / 356 kW	416 / 422 / 477 hp
Fuel /hydr.oil vol.	600 / 215 l	159 / 57 gal
Options		
Additional service platform	Interlocking cable	
Bypass filter for lubrication oil	Lifting conveyor feed chute	
Climate kit (hot/cold)	Metso Metrics	
Discharge hood for main conveyor	Pre-heater for diesel engine	
Dust encapsulation for conveyors	Remote IC	
Filter kit	Remote radio control	
Fuel filling pump	Return conveyor	
High pressure water spraying	Safety package	
Hydraulic generator	Special scraper for conveyors	
Hydraulic Power Takeoff		



Applications



Road construction



Railroad ballast



Asphalt and concrete fractions

Combine with

- LT96 and LT106 jaw crushers
- LT200HP and LT220D cone crushers
- LT7150 VSI crusher
- ST2.3, ST3.8 and ST4.8 mobile screens

Metso Lokotrack® LT200HPX™

More capacity with pre-screen

Lokotrack LT200HPX is a powerful mobile cone crusher designed for reliable aggregates contracting. It is equipped with a proven Metso Nordberg® HP200e™ cone crusher and a 2-deck pre-screen, offering up to 40% more capacity. Heavy duty chassis and wide conveyors facilitate high throughput and direct v-belt crusher drive ensures the high fuel efficiency. Service and transportation are made easy with extensive service platforms that fold down for transport.

H6.5-6 side conveyor
Quick to setup hydraulically for transport
High stockpile capacity

High capacity HP200e cone crusher
Proven crushers suitable for hard rock crushing
Excellent end product quality (e.g. concrete aggregates)
Different cavities available for secondary or tertiary applications

2-deck pre-screen 1,2 x 1,8 m (3'11" x 5' 11")
Fine material bypassed for more capacity & less wear
Efficient separation with high stroke
Bypass to main or side conveyor, oversize to crusher (1 or 2 decks)

IC process control for connectivity
Radio remote for feeder control and tracking
Remote IC app for improved safety and productivity
Metso Metrics for remote process monitoring

H12-5 lifting conveyor
Adjustable speed
Equipped with metal detector
Extensions for excavator feed

Extensive platforms for maintenance
Both sides of the unit
Fold automatically for easy transport
Safe & robust stairs and handrails

Robust H12-10 or H12-12 main conveyor
Adjustable discharge height for combining with other machines
Can be lowered to ground level for easy maintenance
Extended conveyor for more discharge height

Fuel-efficient CAT® C9.3B power transmission
Direct drive for crusher with purposely designed gearbox and hydraulic clutch for high reliability
Optimized hydraulics efficiency
Reduced hydraulic oil volume (215 l / 57 gal)

Heavy-duty tracks and frame
FEM designed structure for optimized weight and lifetime
Open frame design for easy service access
Agile tracks with 2-speed mode for turnability and speed



Technical specifications

Transport dimensions		
Weight	42,500 kg	93,700 lbs
Length	19,000 mm	62'
Width	3,000 mm	9' 10"
Height	3,500 mm	11' 6"
Feeder		
H12-5		
Hopper volume	3.5 m ³	4.5 yd ³
Loading height	3,500 mm	11' 6"
Loading width	1,850 mm	6' 1"
Pre-screen		
TK12-26-2V		
Decks	2	2
Dimensions	1,200 x 1,800 mm	3' 11" x 5' 11"
Side conveyor		
H6.5-6		
Width	650 mm	26"
Length	6,800 mm	22' 3"
Discharge height	3,300 mm	10' 10"
Crusher		
Nordberg® HP200e™		
Feed opening	200 mm	8"
Drive type	Direct	Direct
Nominal power	160 kW	215 hp
Process control	IC	IC
Main conveyor		
H12-10		
Width	1,200 mm	47"
Length	10,000 / 12,000 mm	32' 10" / 39' 4"
Discharge height	2,900 / 3,900 mm	9' 6" / 12' 10"
Power unit		
CAT® C9.3B		
Power	310 kW	416 hp
Fuel /hydr.oil vol.	790 / 215 l	209 / 57 gal
Options		
Additional lights	Interlocking cable	
Bypass filter for lubrication oil	Main conveyor height adjustment	
Climate kit (hot/cold)	Metso Metrics	
Discharge hood for main conveyor	Oil heater for hydraulic/lubrication oil	
Dust encapsulation for conveyors	Pre-heater for diesel engine	
Extended main conveyor	Remote IC	
Feed hopper extensions	Remote radio control	
Filter kit	Safety package	
Fuel filling pump	Service kit	
Fuel truck connection	Side conveyor	
High pressure water spraying	Special scraper for conveyors	
Hydraulic generator	Water pump	
Hydraulic Power Takeoff		



Applications



Road construction



Railroad ballast



Asphalt and concrete fractions

Combine with

- LT106 and LT116 jaw crushers
- LT220D cone crusher
- LT7150 VSI crusher
- ST2.8, ST3.8 and ST4.8 mobile screens

Metso Lokotrack® LT220GP™

High capacity mobile cone crusher

Lokotrack LT220GP is a powerful mobile cone crusher designed for reliable aggregates contracting. Proven Metso Nordberg® GP220™ cone crusher provides 220 kW (300 hp) crushing power and with a pre-screen it offers up to 50% more capacity. It is also available with a belt feeder version. Heavy duty chassis and wide conveyors facilitate high throughput and direct v-belt crusher drive ensures the high fuel efficiency. Service and transportation are made easy with extensive service platforms that fold down for transport.

H6.5-6 side conveyor
Quick to setup hydraulically for transport
High stockpile capacity

High capacity GP200 cone crusher
Proven crushers suitable for hard rock crushing
Excellent end product quality (e.g. concrete aggregates)
Different cavities available for secondary or tertiary applications

2-deck pre-screen 1,2 x 1,8 m (3'11" x 5' 11")
Fine material bypassed for more capacity & less wear
Efficient separation with high stroke
Bypass to main or side conveyor, oversize to crusher (1 or 2 decks)

IC process control for connectivity
Radio remote for feeder control and tracking
Remote IC app for improved safety and productivity
Metso Metrics for remote process monitoring



H12-5 lifting conveyor
Adjustable speed
Equipped with metal detector
Extensions for excavator feed

Extensive platforms for maintenance
Both sides of the unit
Fold automatically for easy transport
Safe & robust stairs and handrails

Robust H12-10 or H12-12 main conveyor
Adjustable discharge height for combining with other machines
Can be lowered to ground level for easy maintenance
Extended conveyor for more discharge height

Fuel-efficient CAT® C9.3B power transmission
Direct drive for crusher with purposely designed gearbox and hydraulic clutch for high reliability
Optimized hydraulics efficiency
Reduced hydraulic oil volume (215 l / 57 gal)

Heavy-duty tracks and frame
FEM designed structure for optimized weight and lifetime
Open frame design for easy service access
Agile tracks with 2-speed mode for turnability and speed

Technical specifications

Transport dimensions		
Weight	38,500 kg	85,000 lbs
Length	19,000 mm	62'
Width	3,000 mm	9' 10"
Height	3,500 mm	11' 6"
Feeder		
H12-7		
Hopper volume	9 m ³	11.8 yd ³
Loading height	2,750 mm	9' 0"
Loading width	2,650 mm	8' 8"
Pre-screen		
TK12-26-2V		
Decks	2	2
Dimensions	1,200 x 1,800 mm	3' 11" x 5' 11"
Side conveyor		
H6.5-6		
Width	650 mm	26"
Length	6,000 mm	19' 8"
Discharge height	3,300 mm	10' 10"
Crusher		
Nordberg® GP220™		
Feed opening	210 mm	8.3"
Drive type	Direct	Direct
Nominal power	220 kW	300 hp
Process control	IC	IC
Main conveyor		
H12-10		
Width	1,200 mm	47"
Length	10,000 / 12,000 mm	32' 10" / 39' 4"
Discharge height	2,900 / 3,900 mm	9' 6" / 12' 10"
Power unit		
CAT® C9.3B		
Power	310 kW	416 hp
Fuel /hydr.oil vol.	790 l / 215 l	209 gal / 57 gal
Options		
Additional lights	Main conveyor height adjustment	
Bypass filter for lubrication oil	Metso Metrics	
Climate kit (hot/cold)	Oil heater for hydraulic/lubrication oil	
Discharge hood for main conveyor	Pre-heater for diesel engine	
Dust encapsulation for conveyors	Remote IC	
Filter kit	Remote radio control	
Fuel filling pump	Safety package	
Fuel truck connection	Service kit	
High pressure water spraying	Side conveyor	
Hydraulic generator	Special scraper for conveyors	
Hydraulic Power Takeoff	Water pump	
Interlocking cable		



Applications



Road construction



Railroad ballast



Asphalt and concrete fractions

Combine with

- LT116 and LT120 jaw crushers
- LT220D cone crusher
- LT7150 VSI crusher
- ST2.8, ST3.8, ST4.8 and ST4.10 mobile screens

Metso Lokotrack® LT220D™

Powerful combination of crusher and screen

Lokotrack LT220D mobile crusher combines a cone crusher and a 3-deck screen on the same chassis. It is typically used as a secondary or tertiary crushing plant combined with Lokotrack jaw crusher to produce up to three calibrated end products.

H10-7 Screen feed conveyor

Adjustable speed for easy material control
Equipped with metal detector
Conveyor is hydraulically lowered for transport and lifted for screen mesh change

3-deck 5,5 x 1,5 m (5 x 18') screen

Wide screen for high capacity
Efficient separation high stroke
1st and 2nd decks to crusher
Hydraulically foldable for transport
Extensive platforms for safe maintenance

High capacity HP200 or GP220 cone crusher

Proven crushers suitable for hard rock crushing
Excellent end product quality (e.g. concrete aggregates)
Different cavities available for secondary or tertiary applications
Max feed size 185 mm (7,3")

H10-6 Lifting conveyor with feed hopper

Adjustable speed for easy material control
Discharge end is hydraulically lowered for transport and lifted for crusher maintenance

H12-6 Product Conveyor

Hydraulic drive
High stockpile capacity
Carving scraper as standard

H6.5-6 side conveyors (2nd and 3rd deck)

Hydraulic drive
Hydraulically foldable for transport
High stockpile capacity

H10-9CC Main conveyor

Closed circuit with centrifugal loop
Hydraulic opening for maintenance
Carving scraper as standard

IC process control for connectivity


Radio remote for feeder control and tracking
Remote IC app for improved safety and productivity
Metso Metrics for remote process monitoring

Heavy-duty tracks and frame

FEM designed structure for optimized weight and lifetime
Open frame design for easy service access
Agile tracks with 2-speed mode for turnability and speed

Fuel-efficient CAT® C9.3B power transmission

Direct drive for crusher with purposely designed gearbox and hydraulic clutch for high reliability
Optimized hydraulics efficiency



Technical specifications

Transport dimensions		
Weight	47,900 kg	105,599 lbs
Length	16,850 mm	55' 3"
Width	3,000 mm	9' 10"
Height	3,500 mm	11' 6"
Side conveyor		
H6.5-6		
Width	650 mm	26"
Length	6,000 mm	19' 8"
Discharge height	3,700 mm	12' 2"
Crusher		
Nordberg® GP220™ / HP200™		
Feed opening	210 / 185 mm	8.3" / 7.3"
Drive type	Direct	Direct
Nominal power	220 /132 kW	300 / 200 hp
Process control	IC	IC
Main conveyor		
H10-9CC		
Width	1,000 mm	39"
Length	9,000 mm	29.5'
Discharge height		
Screen		
LT220D screen		
Decks	3	3
Area	79 m ²	9.5 yd ²
Dimensions	1,524 x 5,480 mm	5' x 18'
Power unit		
CAT® C9.3B		
Power	310 kW	416 hp
Fuel /hydr.oil vol.	790 / 550 l	209 / 145 gal
Options		
Climate kit (hot/cold)	Interlocking cable	
Discharge conveyor	Metso Metrics	
Discharge hood for main conveyor	Oversize conveyor	
Dust encapsulation for conveyors	Pre-heater for diesel engine	
Filter kit	Remote IC	
High pressure water spraying	Remote radio control	
Hydraulic generator	Side conveyor	
Hydraulic Power Takeoff		



Applications



Road construction



Railroad ballast



Asphalt and concrete fractions

Combine with

- LT106 and LT116 jaw crushers
- LT200HP, LT200HPX and LT220GP cone crushers
- LT7150 VSI crusher
- ST2.8 mobile screen

Metso Lokotrack® LT7150™

Final player in the crushing game

Lokotrack LT7150 mobile VSI crusher is designed for the final stage of crushing process. Built around Barmac® vertical shaft impact (VSI) crushing unit, LT7150™ is ideal for producing high-quality cubical aggregates, road base and prime quality manufactured sand.

H10-6 lifting conveyor

Adjustable speed for easy material control

Equipped with metal detector

Hopper back wall can be opened for lower feeding height

Discharge end is hydraulically lowered for transport

High capacity B7150M VSI crusher

Autogenous crushing for cubical-shaped end product

Excellent end product quality

Max feed size 45 mm

Robust H8-10

Hydraulic driven belt conveyor

Heavy-duty tracks and frame

FEM designed structure for optimized weight and lifetime

Open frame design for easy service access

Agile tracks with 2-speed mode for turnability and speed

IC process control for connectivity

Radio remote for feeder control and tracking


Remote IC app for improved safety and productivity

Metso Metrics for remote process monitoring

Fuel-efficient CAT C9.3B power transmission

Optimized hydraulics efficiency

Reduced hydraulic oil volume (215 l, 57 gal)



Technical specifications

Transport dimensions		
Weight	30,000 kg	66,100 lbs
Length	16,800 mm	55' 1"
Width	3,000 mm	9' 10"
Height	3,400 mm	11' 2"
Feeder		
Belt feeder		
Hopper volume	5 m ³	6.5 yd ³
Loading height	2,740 mm	9' 0"
Loading width	2,500 mm	8' 2"
Crusher		
Barmac® B7150M™		
Feed opening	45 mm	1,8"
Drive type	Hydraulic	Hydraulic
Nominal power		
Process control	IC	IC
Main conveyor		
H8-10		
Width	800 mm	31,5"
Length	10,000 mm	33'
Discharge height	3,020 mm	119"
Power unit		
CAT® C9.3B, Volvo D11 / Volvo D13		
Power	310 / 315 / 356 kW	416 / 422 / 477 hp
Fuel /hydr.oil vol.	600 / 215 l	159 / 57 gal
Options		
Automatic lubrication unit	Hydraulic Power Takeoff	
Bypass filter for lubrication oil	Interlocking cable	
Climate kit (hot/cold)	Metso Metrics	
Discharge hood for main conveyor	Pre-heater for diesel engine	
Dust encapsulation for conveyors	Remote IC	
Filter kit	Remote radio control	
Fuel filling pump	Safety package	
High pressure water spraying	Special scraper for conveyors	
Hydraulic generator		



Applications



Road construction



Concrete fractions



Manufactured sand

Combine with

- LT106, LT116 jaw crusher
- LT200HP, LT200HPX and LT220GP cone crushers
- ST3.8 and ST4.8 mobile screens

Metso Lokotrack® LT300HP™

High-capacity crushing for versatile or flexible feeding

Lokotrack LT300HP mobile cone crusher is an efficient and flexible machine for secondary and tertiary stage of high-capacity aggregates production. The versatile HP300 has different cavity options depending on the feed material and end-product requirements. The LT300HP can be equipped with TK feeder, a hanging screen and return conveyor for producing calibrated end product with primary crusher.

HP300 crusher

HP300 most referenced cone crusher on the market

Material level control as a standard

Multiple cavity and crusher options for secondary and tertiary applications

H12-8 Belt feeder

7 m³ feed hopper

Speed adjustable with level

Impact resistant hopper sides

Discharge end hydraulically lowered for transport

Metal detector as a standard

TK12-32-2V feeder (optional)

Vibrating feeder with 2 grizzly sections

Flexible feeding due to multiple grizzly options

H12-9 main conveyor

Hydraulic driven belt conveyor

Extended conveyor for more discharge height

1-deck screen module (option)

Fuel-efficient CAT® C15 / Volvo TAD1385VE power transmission

Direct drive for crusher with purposely designed gearbox and hydraulic clutch for high reliability

Optimized hydraulic circuit for efficient fuel consumption

Hydraulic oil tank 420 l, 111 gal

IC process control for connectivity

Radio remote for feeder control and tracking

Remote IC app for improved safety and productivity

Metso Metrics for remote process monitoring

Heavy-duty tracks and frame

FEM designed structure for optimized weight and lifetime

Open frame design for easy service access

Agile tracks have a 3-speed mode for turnability and speed


Feeder module (option)

H12-6 Lifting conveyor with adjustable speed

Metal detector as a standard

By-Pass conveyor H8-6E to transport scalped material to main conveyor or H5-5E side conveyor

Return conveyor H8-12 for closed circuit crushing



Technical specifications

Transport dimensions		
Weight	45,000 kg	100,000 lbs
Length	17,000 mm	57'
Width	3,500 mm	11' 6"
Height	3,800 mm	12' 6"
Feeder		
H12-8 / TK12-32-2V		
Hopper volume	7 / 5 m ³	9 / 6.5 yd ³
Loading height	2,900 / 3,600 mm	9' 6" / 11' 10"
Loading width	2,700 / 2700 mm	8' 10" / 8' 10"
Side conveyor		
H5-5		
Width	500 mm	20"
Length	5,000 mm	16' 5"
Discharge height	2,000 mm	6' 7"
Crusher		
Nordberg® HP300™		
Feed opening	230 mm	9"
Drive type	Direct	Direct
Nominal power	220 kW	300 hp
Process control	IC	IC
Main conveyor		
H12-9 / H12-12		
Width	1200 mm	47"
Length	9,000 / 12,000 mm	29' 6" / 39' 4"
Discharge height	2700 / 3700 mm	8' 10" / 12' 1"
Screen		
TK13-30S		
Decks	2	2
Area	3.9 m ²	4.7 yd ²
Dimensions	1,300 x 3,000 mm	4' 3" x 9' 10"
Return conveyor	H8-12	H8-12
Power unit		
CAT® C15, Volvo D13 / Volvo D16		
Power	403, 405 / 442 kW	540 / 593 hp
Fuel /hydr.oil vol.	1200 / 420 l	317 / 111 gal
Options		
Climate kit (hot/cold)	Oversize conveyor	
Discharge conveyor	Pre-heater for diesel engine	
Discharge hood for main conveyor	Remote IC	
Dust encapsulation for conveyors	Remote radio control	
Extended main conveyor	Return conveyor	
Filter kit	Safety package	
High pressure water spraying	Screen module	
Interlocking cable	Side conveyor	
Metso Metrics	TK feeder module	



Applications



Road construction



Railroad ballast



Asphalt and concrete fractions

Combine with

- LT116, LT120 and LT120E jaw crushers
- LT7150 VSI crusher
- ST2.8, ST3.8, ST4.8 and ST4.10 mobile screens

Metso Lokotrack® LT300GP™

High capacity crushing for flexible feeding

Lokotrack LT300GP is a flexible mobile cone crusher for high capacity secondary and tertiary crushing application. It can be equipped with a TK feeder, hanging screen and return conveyor for producing calibrated end product with primary crusher. Choose either Nordberg GP330 or GP300S crusher, specifically designed for the secondary stage.

GP300S / GP330 crusher

Material level control as a standard

Multiple cavity and crusher options for secondary and tertiary applications

H12-9 main conveyor

Hydraulic driven belt conveyor
Extended conveyor for more discharge height
1-deck screen module (option)

Fuel-efficient CAT® C15 / Volvo TAD1385VE power transmission

Direct drive for crusher with purposely designed gearbox and hydraulic clutch for high reliability
Optimized hydraulic circuit for efficient fuel consumption
Hydraulic oil tank 420 l, 111 gal

IC process control for connectivity

Radio remote for feeder control and tracking
Remote IC app for improved safety and productivity
Metso Metrics for remote process monitoring

Heavy-duty tracks and frame

FEM designed structure for optimized weight and lifetime
Open frame design for easy service access
Agile tracks have a 3-speed mode for turnability and speed

H12-8 Belt feeder


7 m³ feed hopper
Speed adjustable with level
Impact resistant hopper sides
Discharge end hydraulically lowered for transport
Metal detector as a standard

TK12-32-2V feeder (optional)

Vibrating feeder with 2 grizzly sections
Flexible feeding due to multiple grizzly options

Feeder module (option)

H12-6 Lifting conveyor with adjustable speed
Metal detector as a standard
By-Pass conveyor H8-6E to transport scalped material to main conveyor or H5-5E side conveyor
Return conveyor H8-12 for closed circuit crushing



Technical specifications

Transport dimensions		
Weight	46,000 kg	101,000 lbs
Length	17,000 mm	57'
Width	3,500 mm	11' 6"
Height	3,800 mm	12' 6"
Feeder		
H12-8 / TK12-32-2V		
Hopper volume	7 / 5 m ³	9 / 6.5 yd ³
Loading height	2,900 / 3,600 mm	9' 6" / 11' 10"
Loading width	2,700 / 2700 mm	8' 10" / 8' 10"
Side conveyor		
H5-5		
Width	500 mm	20"
Length	5,000 mm	16' 5"
Discharge height	2,000 mm	6' 7"
Crusher		
Nordberg® GP300S™ / GP330™		
Feed opening	370 / 240 mm	14,6" / 9,5"
Drive type	Direct	Direct
Nominal power	225 / 300 kW	300 / 400 hp
Process control	IC	IC
Main conveyor		
H12-9 / H12-12		
Width	1200 mm	47"
Length	9,000 / 12,000 mm	29' 6" / 39' 4"
Discharge height	2700 / 3700 mm	8' 10" / 12' 1"
Screen		
TK13-30S		
Decks	2	2
Area	3.9 m ²	4.7 yd ²
Dimensions	1,300 x 3,000 mm	4' 3" x 9' 10"
Return conveyor	H8-12	H8-12
Power unit		
CAT® C15, Volvo D13 / Volvo D16		
Power	403, 405 / 442 kW	540 / 593 hp
Fuel /hydr.oil vol.	1200 / 420 l	317 / 111 gal
Options		
Bypass filter for lubrication oil	Metso Metrics	
Climate kit (hot/cold)	Pre-heater for diesel engine	
Discharge conveyor	Remote IC	
Discharge hood for main conveyor	Remote radio control	
Dust encapsulation for conveyors	Return conveyor	
Extended main conveyor	Safety package	
Filter kit	Screen module	
High pressure water spraying	Side conveyor	
Interlocking cable	Special scraper for conveyors	
Lifting conveyor feed chute	TK feeder module	



Applications



Road construction



Railroad ballast



Asphalt and concrete fractions

Combine with

- LT116 and LT120 jaw crushers
- LT7150 VSI crusher
- ST2.8, ST3.8, ST4.8 and ST4.10 mobile screens

Metso Lokotrack® LT330D™

Diesel-electric crushing and screening with one machine

Lokotrack LT330D e-Power mobile crusher is a hybrid cone crusher with an integrated screen. It has a high capacity crusher, a 3-deck dual slope screen and a patented centrifugal conveyor on the same chassis, and can be transported between sites in one piece. It can be powered by electricity when the grid is available, and save up to 40% in fuel costs. Combine with other Lokotracks for up to 450 m³/h capacity.

H16-8E Product Conveyor

Hydraulically lowered for screen mesh change
5,3m (17' 5") discharge height for big stockpile capacity

H14-8E Screen feed conveyor

Includes feed box with hydraulically foldable side walls
Conveyor hydraulically lowered for transport, and lifted for screen mesh change

GP330 cone crusher

Proven cone crushers suitable for hard rock crushing
High nominal power, effective stroke give flexibility to the process
Large feed opening allows LT330D usage on multiple crushing stages

H12-7E Lifting conveyor

Includes feed hopper with wear lined, hydraulically foldable side walls
Conveyor hydraulically lowered for transport, and lifted for crusher maintenance

DS20-55 Dual slope 3-deck screen

Dual slope design for capacity and accurate screening
Hydraulically foldable for transport

H12-11CC Main conveyor

Closed circuit with centrifugal loop
Hydraulic opening for maintenance

H8-7E side conveyors

Discharge for 2nd and 3rd deck
High stockpile capacity

Various e-Power features

Connectivity to external power source
Main components with electric motor drive
Frequency converter for crusher speed adjustment
Connection plugs for external power

IC process control for connectivity

Radio remote for feeder control and tracking
Remote IC app for improved safety and productivity
Metso Metrics for remote process monitoring

Fuel-efficient power transmission

Diesel directly connected to a 700kVA generator to power electric motors
Crusher drive electric motor 315 kW connected via v-belts

Technical specifications

Transport dimensions		
Weight	71,000 kg	156,600 lbs
Length	20,500 mm	67' 4"
Width	3,500 mm	11' 6"
Height	3,900 mm	12' 10"
Lifting conveyor		
H12-7E		
Width	1,200 mm	3' 11"
Loading height	3,660 mm	12'
Loading width	2,900 mm	9' 6"
Screen feeding conveyor		
H14-8E		
Length	8,000 mm	26'
Width	1,400 mm	55"
Dimensions	2,000 x 5,500 mm	6' 7" x 18'
Screen		
DS20-55		
Decks	3	3
Area	11 m ²	117 ft ²
Dimensions	2,000 x 5,500 mm	6' 7" x 18'
Product conveyor		
H16-8E		
Width	1,600 mm	63"
Length	8,000 mm	26'
Discharge height	5,300 mm	17' 5"
Crusher		
Nordberg® GP330™		
Feed opening	238 mm	9.4"
Drive type	Electric	Electric
Nominal power	300 kW	400 hp
Process control	IC	IC
Main conveyor		
H12-11CC		
Width	1200 mm	47"
Length	11,000 mm	36 ft
Power unit		
CAT® C18, Volvo D16		
Power	563 / 522, 585 / 484 kW	755 / 700, 784 / 649 hp
Fuel /hydr.oil vol.	1,150 / 290 l	304 / 77 gal
Options		
Bypass filter for lubrication oil	Metso Metrics	
Climate kit (hot/cold)	Pre-heater for diesel engine	
Discharge hood for main conveyor	Remote IC	
Dust encapsulation for conveyors	Remote radio control	
Filter kit	Safety package	
Frequency inverter for crusher	Side conveyor	
High pressure water spraying	Special scraper for conveyors	
Interlocking cable		



See it in 3D at
live.metso.com

Applications



Road construction



Railroad ballast



Asphalt and concrete fractions

Combine with

- LT120E and LT130E jaw crushers
- LT300HP and LT300GP cone crushers
- LT7150 VSI crusher
- ST2.8 and ST4.10 mobile screens

Technical specifications – cone plants

	LT200HP		LT200HPS		LT200HPX		LT220GP	
TRANSPORT DIMENSIONS								
	metric	imperial	metric	imperial	metric	imperial	metric	imperial
Weight	32,000 kg	71,000 lbs	38,000 kg	84,000 lbs	42,000 kg	93,000 lbs	38,500 kg	85,000 lbs
Length	16,800 mm	55'	19,000 mm	62' 4"	19,000 mm	62'	19,000 mm	62'
Width	3,000 mm	9' 10"	3,000 mm	9' 10"	3,000 mm	9' 10"	3,000 mm	9' 10"
Height	3,400 mm	11' 2"	3,400 mm	11' 2"	3,500 mm	11' 6"	3,500 mm	11' 6"
FEEDER								
Type	H10-6		H10-6		H12-5		H12-7	
Feed hopper volume	5 m ³	6,5 yd ³	5 m ³	6,5 yd ³	3.5 m ³	4.5 yd ³	9 m ³	11.8 yd ³
Loading height	2,700 mm	8' 10"	2,700 mm	8' 10"	3,500 mm	11' 6"	2,750 mm	9' 0"
Loading width	2,440 mm	8' 0"	2,440 mm	8' 0"	1,850 mm	6' 1"	2,650 mm	8' 8"
PRE-SCREEN								
Type					TK12-26-2V		TK12-26-2V	
PRODUCT CONVEYOR								
Type								
SIDE CONVEYOR								
Type					H6.5-6		H6.5-6	
Width					650 mm	26"	650 mm	26"
Length					6 m	19' 8"	6 m	19' 8"
Discharge height					3,300 mm	10' 10"	3,300 mm	10' 10"
CRUSHER								
Type	Nordberg® HP200™		Nordberg® HP200™		Nordberg® HP200e™		Nordberg® GP220™	
Feed opening	185 mm	7.3"	185 mm	7.3"	200 mm	8"	210 mm	8.3"
Nominal power	132 kW	200 hp	132 kW	200 hp	160 kW	220 hp	220 kW	300 hp
Drive type	Direct		Hydraulic		Direct		Direct	
MAIN CONVEYOR								
Type	H8-10 / H8-12		H8-10		H12-10		H12-10	
Width	800 mm	31.5"	800 mm	31.5"	1,200 mm	47"	1,200 mm	47"
Length	10 / 12 m	32' 10" / 39' 4"	10 m	32' 10"	10 / 12 m	32' 10" / 39' 4"	10 / 12 m	32' 10" / 39' 4"
Discharge height	2,900 / 3,630 mm	9' 6" / 11' 11"	2,900 mm	9' 6"	2,900 / 3,900 mm	9' 6" / 12' 10"	2,900 / 3,900 mm	9' 6" / 12' 10"
SCREEN								
Type			TK13-30S / TK15-30-2S					
Decks			1 / 2					
Area			3.9 / 4.5 m ²	4.6 / 5.4 yd ²				
Dimensions			1,300 x 3,000 mm / 1,500 x 3,000 mm	4' 3" x 9' 10" 4' 11" x 9' 10"				
Return conveyor			H8-12					
POWER UNIT								
Type	CAT® C9.3B, Volvo D11 / Volvo D13		CAT® C9.3B		CAT® C9.3B		CAT® C9.3B	
Power	310 / 315 / 356 kW	416 / 422 / 477 hp	310 kW	416 hp	310 kW	416 hp	310 kW	416 hp
Fuel / hydr. oil vol.	630 / 215 l	166 / 57 gal	600 / 215 l	159 / 57 gal	790 / 215 l	209 / 57 gal	790 / 215 l	209 / 57 gal

	LT300HP		LT300GP		LT220D		LT330D		LT7150	
TRANSPORT DIMENSIONS										
	metric	imperial	metric	imperial	metric	imperial	metric	imperial	metric	imperial
Weight	45,000 kg	100,000 lbs	46,000 kg	101,000 lbs	47,900 kg	105,599 lbs	71,000 kg	156,600 lbs	30,000 kg	66,100 lbs
Length	17,000 mm	57'	17,000 mm	57'	16,850 mm	55' 3"	20,500 mm	67' 4"	16,800 mm	55' 1"
Width	3,500 mm	11' 6"	3,500 mm	11' 6"	3,000 mm	9' 10"	3,500 mm	11' 6"	3,000 mm	9' 10"
Height	3,800 mm	12' 6"	3,800 mm	12' 6"	3,500 mm	11' 6"	3,900 mm	12' 10"	3,400 mm	11' 2"
FEEDER										
Type	H12-8 / TK12-32-2V		H12-8 / TK12-32-2V				Lifting conveyor H12-7E		Belt feeder	
Feed hopper volume	7 / 5 m ³	9 / 6.5 yd ³	7 / 5 m ³	9 / 6.5 yd ³			1,200 mm (width)	3' 11" (width)	5 m ³	6.5 yd ³
Loading height	2,900 / 3,600 mm	9' 6" / 11' 10"	2,900 / 3,600 mm	9' 6" / 11' 10"			3,660 mm	12'	2,740 mm	9' 0"
Loading width	2,700 / 2,700 mm	8' 10" / 8' 10"	2,700 / 2,700 mm	8' 10" / 8' 10"			2,900 mm	9' 6"	2,500 mm	8' 2"
PRE-SCREEN										
Type										
PRODUCT CONVEYOR										
Type					H12-6		H16-8E			
SIDE CONVEYOR										
Type	H5-5		H5-5		H6.5-6		H8-7E			
Width	500 mm	20"	500 mm	20"	650 mm	26"	800 mm	31.5"		
Length	5 m	16' 5"	5 m	16' 5"	6 m	19' 8"	7 m	23'		
Discharge height	2,000 mm	6' 7"	2,000 mm	6' 7"	3,700 mm	12' 2"	3,600 mm	11' 10"		
CRUSHER										
Type	Nordberg® HP300™		Nordberg® GP300S™ / GP330™		Nordberg® GP220™ / HP200™		Nordberg® GP330™		Barmac® B7150M™	
Feed opening	230 mm	9"	370 / 240 mm	14,6" / 9,5"	210 / 185 mm	8,3" / 7,3"	238 mm	9,4"	45 mm	1,8"
Nominal power	220 kW	300 hp	225 / 300 kW	300 / 400 hp	220 / 132 kW	300 / 200 hp	300 kW	400 hp		
Drive type	Direct		Direct		Direct		Electric		Hydraulic	
MAIN CONVEYOR										
Type	H12-9 / H12-12		H12-9 / H12-12		H10-9CC		H12-11CC		H8-10	
Width	1,200 mm	47"	1200 mm	47"	1000mm	39"	1200 mm	47"	800 mm	31,5"
Length	9 / 12 m	29' 6" / 39' 4"	9 / 12 m	29' 6" / 39' 4"	9 m	29,5'	11 m	36 ft	10 m	33'
Discharge height	2,700 / 3,700 mm	8' 10" / 12' 1"	2,700 / 3,700 mm	8' 10" / 12' 1"					3,020 mm	119"
SCREEN										
Type			TK13-30S		LT220D screen		DS20-55			
Decks			2		3		3			
Area			3.9 m ²	4.7 yd ²	7.9 m ²	9.5 yd ²	11 m ²	13.1 yd ²		
Dimensions			1,300 x 3,000 mm	4' 3" x 9' 10"	1,524 x 5,480 mm	5' x 18'	2,000 x 5,500 mm	6' 7" x 18'		
Return conveyor			H8-12							
POWER UNIT										
Type	CAT® C15, Volvo D13 / Volvo D16		CAT® C15, Volvo D13 / Volvo D16		CAT® C9.3B		CAT® C18, Volvo D16		CAT® C9.3B, Volvo D11 / Volvo D13	
Power	403, 405 / 442 kW	540, 593 hp	403, 405 / 442 kW	540, 593 hp	310 kW	416 hp	563 / 522 , 585 / 484 kW	755 / 700, 784 / 649 hp	310 / 315 / 356 kW	416 / 422 / 477 hp
Fuel / hydr. oil vol.	1200 / 420 l	317 / 111 gal	1200 / 420 l	317 / 111 gal	790 / 550 l	209 / 145 gal	1,150 / 290l	304 / 77 gal	600 / 215 l	159 / 57 gal



With the new Lokotrack, we can crush demolition concrete and asphalt, and produce good volumes of clean grades that meet the customers' needs."

Joonas Ahonen, Ahosen Palvelut, Finland



When compared to operating on diesel, the savings are triple or quadruple. The plant is also more reliable because there are far less parts to maintain."

Sigurður Sigurðsson, Steypustöðin ehf, Iceland

Top-equipped recycling crusher

Ahosen Palvelut in Laukaa, Finland, invested in a top-equipped Lokotrack LT1213S recycling crusher with diesel engine, a wind sifter, a hydraulic magnetic separator, an accurate belt weigh feeder and a convenient remote monitoring system. The first task of this Lokotrack was to crush and sort demolition concrete that was heavily reinforced with steel, in downtown Kuopio. The new LT1213S impact crusher is challenged to make it profitable to crush recycled material on demolition sites all over Finland.

"By selecting a well-equipped machine, we wanted to ensure that we could crush recycled materials profitably and produce clean end products that are small enough to meet our customers' needs."



Read more

Electrics for four times the savings

The crushing conditions in Iceland are some of the most demanding in the world. Humid feed can easily coat the surfaces of crushers and screens, and the wind strong enough to quickly sandblast the paint off working machines. Steypustöðin ehf, in its quarry close to Reykjavik, needed not only to have the crushers able to operate without interruption when the weather allows it, but also to become three to four times more cost-effective with electrically operated Lokotracks.

"For us, the most important characteristics of crushing and screening plants are good mobility and reliability. The climate in Iceland being what it is, we can only crush stone when the weather allows it — and when it does, the crushers must operate without interruption."

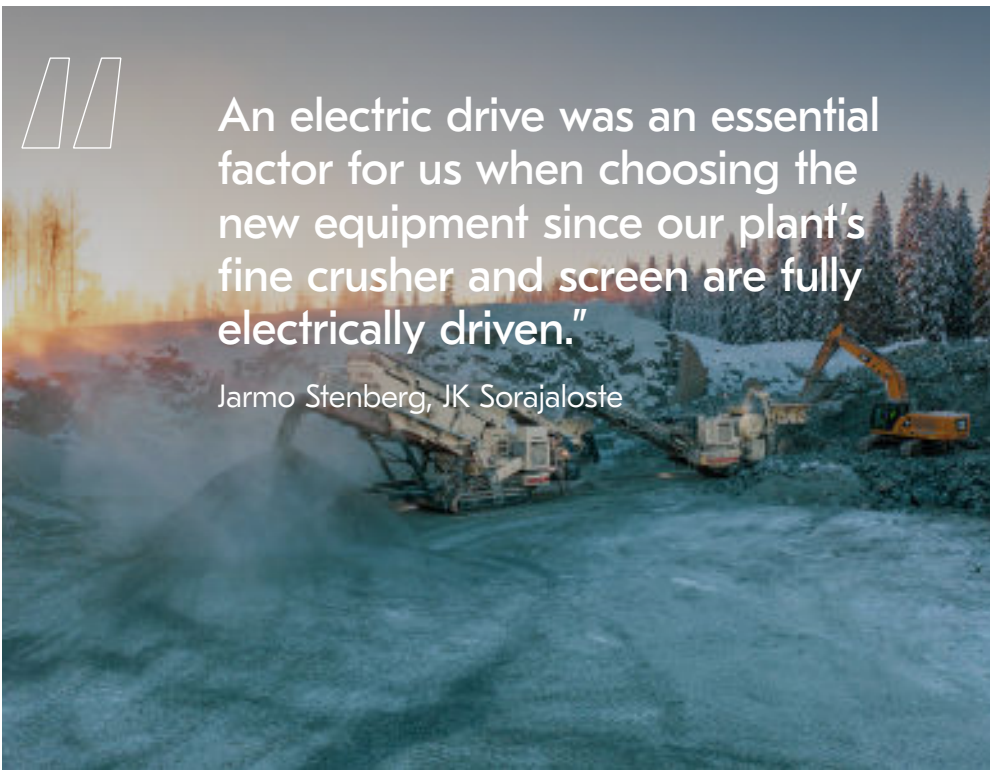


Read more



An electric drive was an essential factor for us when choosing the new equipment since our plant's fine crusher and screen are fully electrically driven."

Jarmo Stenberg, JK Sorajaloste



As far as the long service intervals are concerned, Metso equipment is thoroughly engineered to work hard with minimal maintenance requirements."

Richard Sack, Wagner



Electric power transmission increased savings

JK Sorajaloste, based in Jokioinen, Finland, recently electrified its crushing chain's primary crusher with the acquisition of a Lokotrack® LT120E™ mobile jaw crusher with a diesel-electric drive. Despite crushing hard rock, and even with an exceptionally tight setting of 100 mm, the fuel consumption of the LT120E has not risen much above 20 liters per hour.

"It is certainly cheaper to transmit power electrically than with hydraulic oil. As a domestic manufacturer, Metso was the obvious choice."



Read more

Reliable crushing and screening even in Antarctica

Leidos, the prime contractor for the Antarctic Support Contract, chose Lokotrack for its rebuilding project at McMurdo research station in Antarctica. Since the location has the strictest environmental regulations in the world, Leidos needed a dependable yet flexible crushing and screening solution given a long logistics chain with months-long intervals of no service. Lokotracks LT106, LT200HP and ST3.8™ were selected for the job.


"So far, Metso's equipment is getting the job done beyond our expectations."



Read more

Metso is a frontrunner in providing sustainable technologies, end-to-end solutions and services for the aggregates, minerals processing and metals refining industries globally. By helping our customers increase their productivity, improve their energy and water efficiency and environmental performance with our process and product expertise, we are the **partner for positive change**.

metso.com



Metso